



Main

Range of Product	Harmony Timer Relays
Product or Component Type	Single function relay
Discrete output type	Relay
Device short name	RE22
Nominal output current	8 A

Complementary

Contacts type and composition	1 C/O timed contact
Time delay type	Star-delta
Time delay range	1...10 h 10...100 h 6...60 s 1...10 min 0.1...1 s 1...10 s 6...60 min
Control type	Rotary knob front panel
[Us] rated supply voltage	380...440 V AC 230...240 V AC
Voltage range	0.85...1.1 Us
Supply frequency	50...60 Hz +/- 5 %
Connections - terminals	Screw terminals, 2 x 1.5 mm ² with cable end Screw terminals, 2 x 2.5 mm ² without cable end
Tightening torque	5.31...8.85 lbf.in (0.6...1 N.m) IEC 60947-1
Housing material	Self-extinguishing
Repeat accuracy	+/- 0.5 % IEC 61812-1
Temperature Drift	+/- 0.05 %/°C
Voltage drift	+/- 0.2 %/V
Setting accuracy of time delay	+/- 10 % of full scale 25 °C IEC 61812-1
Control signal pulse width	30 Ms 100 ms under load
Insulation resistance	100 MOhm 500 V DC IEC 60664-1
Recovery time	120 ms on de-energisation
Immunity to microbreaks	10 ms
Power consumption in VA	8 VA 230...240 V 17 VA 380...440 V
Breaking capacity	2000 VA
Minimum switching current	10 mA 5 V
Maximum switching current	8 mA
Maximum switching voltage	250 V
Electrical durability	100000 cycles for resistive load, 8 A at 250 V, AC
Mechanical durability	10000000 cycles
Rated impulse withstand voltage	5 kV 1.2...50 µs IEC 60664-1 5 kV IEC 61812-1

Power on delay	100 ms
Safety reliability data	B10d = 260000 MTTFd = 273.9 years
Mounting position	Any position in relation to normal vertical mounting plane
Mounting support	35 mm DIN rail conforming to EN/IEC 60715
Status LED	Green LED flashing)timing in progress Green LED steady)power ON Yellow LEDrelay energised
Width	0.89 in (22.5 mm)
Net Weight	0.21 lb(US) (0.093 kg)

Environment

Dielectric strength	2.5 kV 1 mA/1 minute 50 Hz IEC 61812-1
Standards	EN 61000-6-4 IEC 61812-1 EN 61000-6-1 EN 61000-6-3 EN 61000-6-2
Directives	2004/108/EC - electromagnetic compatibility 2006/95/EC - low voltage directive
Product Certifications	CULus RCM CSA EAC GL CCC CE
Ambient Air Temperature for Operation	-4...140 °F (-20...60 °C)
Ambient Air Temperature for Storage	-22...140 °F (-30...60 °C)
IP degree of protection	Housing IP40 IEC 60529 Terminal block IP20 IEC 60529 Front face IP40 IEC 60529
Vibration resistance	20 m/s ² 10...150 Hz)IEC 60068-2-6
Shock resistance	15 gn 11 ms IEC 60068-2-27
Relative humidity	93 %, without condensation IEC 60068-2-30
Electromagnetic compatibility	Electrostatic discharge immunity test 6 kV contact discharge)level 3 EN/IEC 61000-4-2 Electrostatic discharge immunity test 8 kV air discharge)level 3 EN/IEC 61000-4-2 Fast transients immunity test 1 kV capacitive connecting clip)level 3 IEC 61000-4-4 Fast transients immunity test 2 kV direct contact)level 3 IEC 61000-4-4 Surge immunity test 1 kV differential mode)level 3 IEC 61000-4-5 Surge immunity test 2 kV common mode)level 3 IEC 61000-4-5 Radiated radio-frequency electromagnetic field immunity test 10 V 0.15...80 MHz)level 3 IEC 61000-4-6 Electromagnetic field immunity test 10 V/m 80 MHz...1 GHz)level 3 IEC 61000-4-3 Immunity to microbreaks and voltage drops 30 % 500 ms) IEC 61000-4-11 Immunity to microbreaks and voltage drops 100 % 20 ms) IEC 61000-4-11 Conducted and radiated emissionsclass B EN 55022

Ordering and shipping details

Category	22376-RELAYS-MEASUREMENT(RM4)
Discount Schedule	CP2
GTIN	3606480676550
Nbr. of units in pkg.	1
Package weight(Lbs)	3.68 oz (104.37 g)
Returnability	No
Country of origin	ID

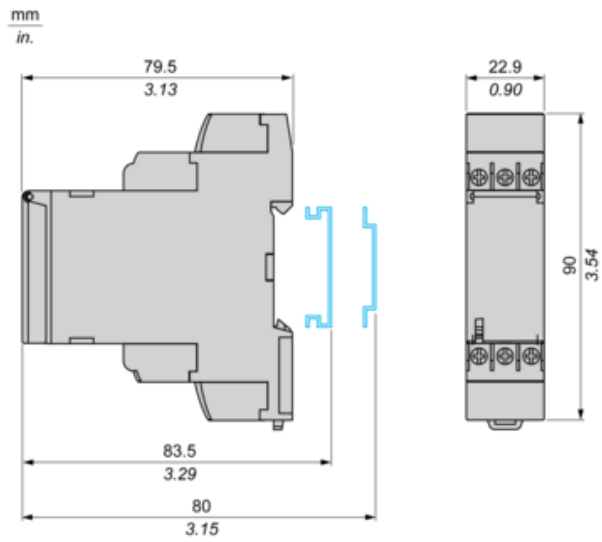
Packing Units

Unit Type of Package 1	PCE
Package 1 Height	3.54 in (9 cm)
Package 1 width	0.89 in (2.25 cm)
Package 1 Length	3.13 in (7.95 cm)
Unit Type of Package 2	S02
Number of Units in Package 2	40
Package 2 Weight	11.24 lb(US) (5.1 kg)
Package 2 Height	5.91 in (15 cm)
Package 2 width	11.81 in (30 cm)
Package 2 Length	15.75 in (40 cm)
Unit Type of Package 3	P06
Number of Units in Package 3	640
Package 3 Weight	204.14 lb(US) (92.597 kg)
Package 3 Height	27.56 in (70 cm)
Package 3 width	23.62 in (60 cm)
Package 3 Length	31.50 in (80 cm)

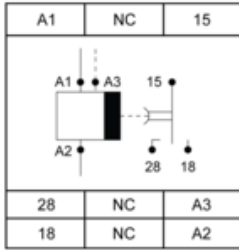
Offer Sustainability

Sustainable offer status	Green Premium product
California proposition 65	WARNING: This product can expose you to chemicals including: Lead and lead compounds, which is known to the State of California to cause cancer and birth defects or other reproductive harm. For more information go to www.P65Warnings.ca.gov
REACH Regulation	REACH Declaration
EU RoHS Directive	Pro-active compliance (Product out of EU RoHS legal scope) EU RoHS Declaration
Mercury free	Yes
RoHS exemption information	Yes
China RoHS Regulation	China RoHS Declaration
Environmental Disclosure	Product Environmental Profile
Circularity Profile	End Of Life Information

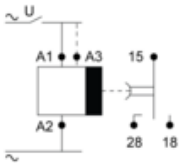
Dimensions



Internal Wiring Diagram



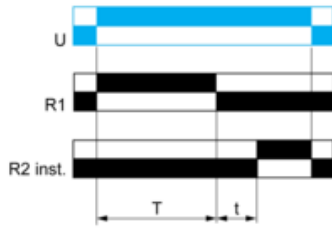
Wiring Diagram



Star-delta Timing Relay

Description

After power-up, the star contact closes instantly and timing T starts, At the end of timing period, the star contact opens.
 After a t ms pause, the delta contact closes and remains in this position.



t : 20, 40, 60, 80, 100, 120, 140 ms

Legend

- Relay de-energised
- Relay energised
- Output open
- Output closed

R1 :	Star contact output
R2 :	Delta contact output
T :	Timing period
t :	Delay to switch ON Delta contact output
U :	Supply

Mouser Electronics

Authorized Distributor

Click to View Pricing, Inventory, Delivery & Lifecycle Information:

[Schneider Electric:](#)

[RE22R1QMQ](#)