

ODE-3-220105-3F42

Optidrive E3 VFD Datasheet

2.2 kW (3 HP), 10.5 A, 200-240 V, 3PH
IP20 Variable Frequency Drive with EMC Filter



Input Ratings

Supply Voltage	200-240 V
Input Phases	3
Supply Current Continuous	12.1 A
Supply Fuse or MCB (Type B)	16 A

Output Ratings

Motor Output Rating	2.2 kW (3 HP)
Output Voltage	0 – Supply Voltage
Output Current	10.5 A

Cable Information

Max Supply Cable Size	8 mm ² (0.01 sq in)
Max Motor Cable Size	8 mm ² (0.01 sq in)
Max Motor Cable Length	100 m (328 ft)

Factory Build Options

EMC Filter	Internal EMC Filter
Brake Transistor	Internal Brake Transistor
Enclosure	IP20
Display	LED
PCB Coating	-


Dimensions

Size	2
Height	221 mm (8.7 in)
Width	110 mm (4.33 in)
Depth	150 mm (5.91 in)
Weight	1.7 kg (3.75 lbs)
Fixings	4 x M5

Packaged Dimensions

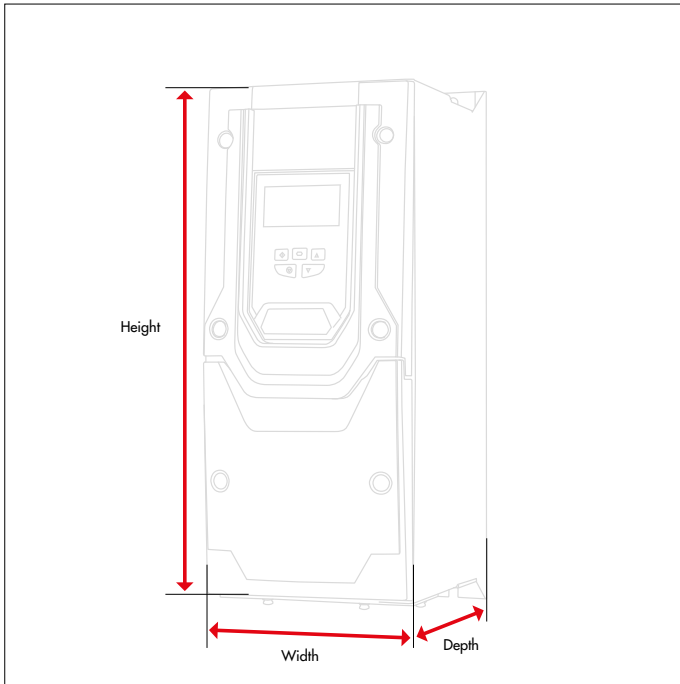
Height	234 mm (9.21 in)
Width	144 mm (5.67 in)
Depth	260 mm (10.24 in)
Weight	1.9 kg (4.19 lbs)



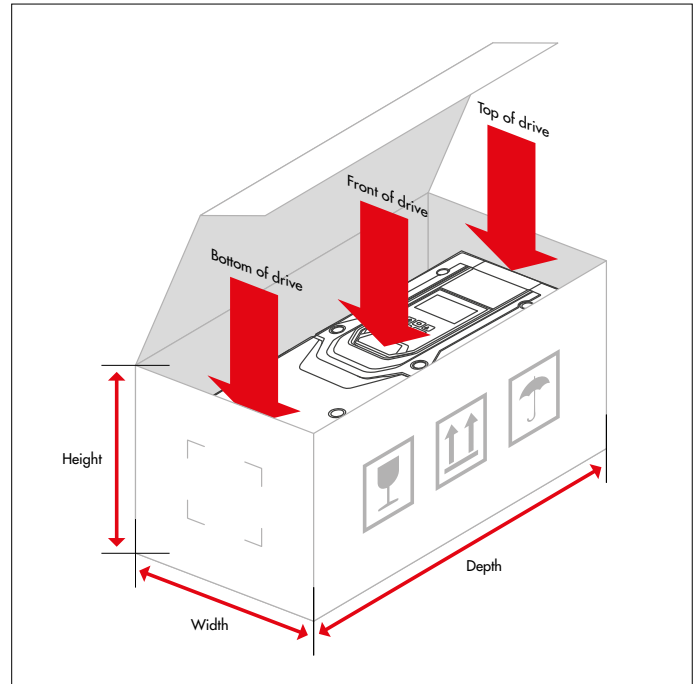
 **Buy this drive or get more information**
Find your local sales partner on inverterkdrives.com



How we measure our drives and packaging



Drive Dimensions



Packaging Dimensions



Buy this drive or get more information

Find your local sales partner on
invertekdrives.com

