

Albeo® ARC Series

LED IP65 Round High Bay



CUSTOMER NAME _____
 Project Name _____
 Date _____ Type _____
 Catalog Number _____

The Albeo® ARC LED Series Round High Bay is an NSF IP65 Wet Rated luminaire is an exceptional mixture of value and performance. Ideal for high bay applications in industrial and commercial buildings. Designed to replace 175W–650W HID and four-to eight-lamp T5/T8 fixtures with unmatched reliability and quality.

ProLine®

CONSTRUCTION

Housing:	Die-cast Aluminum
Lens:	Polycarbonate
Paint:	Powder coat painted housing. No glass in housing or lenses
Weight:	6.5–9.5lb (2.95–4.30kg)
Optical Assembly:	85° clear optic, Optional polycarbonate refractor, drop lens, or aluminum reflector

OPTICAL SYSTEM

Lumens:	13,000–33,600
Wattage:	95–240W
Efficacy:	Up to 140 LPW
CCT:	4000K, 5000K
CRI:	80
Glare Rating:	UGR<28

ELECTRICAL

Input Voltage:	120–277V and 277–480V
Input Frequency:	50/60Hz
Power Factor (PF)*:	>0.9*
Total Harmonic Distortion (THD)*:	<20%*
EMI:	FCC CFR Title 47 Part 15, Class A
Surge Protection:	4kV/2kA driver surge protection couple

* PF and THD may vary with options

CONTROLS

Dimming:	Standard 0–10VDC, 10%
Sensors:	Field-installable 12–24V, >50mA tri-level occupancy and/or ambient light sensor. Max 40ft mounting height. All units come sensor-ready, equipped for easy field-install of sensor

LUMEN AMBIENT TEMPERATURE

TYPE	TEMPERATURE RATE
OPERATING TEMPERATURE	–40°C to +40°C (–40°F to 104°F)
STORAGE TEMPERATURE	–40°C to +70°C

LUMEN MAINTENANCE

LXX (10K) @ HOURS 50,000 HR
L70

MOUNTING

- **Typical Mounting:** ½" NPT hook included. Wall Mount bracket and safety tether may be ordered separately
- **Cord & Plugs:** 6ft cord included (pre-installed)

DESIGN LIFE & WARRANTY

- **Current's Limited 5-year Warranty:** Please refer to **IND599** in Product Downloads section at: <https://products.gecurrent.com>

ADDITIONAL NOTES

- UL 1598 Suitable for Wet Locations (IP65)
- Emergency battery back-up kit accessory available w(120-277V only)



Albeo® ARC Series

LED IP65 Round High Bay

Ordering Information

AGENT/DISTRIBUTOR NAME-LOGO _____

Project Name _____

Date _____ Type _____

Catalog Number _____

Ordering Information:

ARC **8L** **QV** **ST** **A** **Q** **B**

— — — — — — — — — — — —

PRODUCT ID	VOLTAGE	LUMEN OUTPUT	CCT/CRI	OPTICS/ LENS	CONTROLS	MOUNTING	CORD	PLUG	FINISH	OPTIONS
ARC = Albeo® Round IP65 High Bay	0 ¹ = 120–277V E = 277–480V	14 = 14,000lm 21 = 21,000lm 28 = 28,000lm 33 = 33,000lm 277–480V 13 = 13,000lm 18 = 18,000lm 25 = 25,000lm 30 = 30,000lm	48 = 4000k, 80 CRI 58 = 5000k, 80 CRI	8L = 85° lens	QV ² = 0–10V dimming, controls ready — see accessories for field installable sensor and remote	ST ³ = ½" NPT hook provided	A = 6ft cord, SJWT, 3-cond	Q = None	B = Black	(Blank) = No special options

ORDERING NOTES:

1. 277–480V option available by Dec 2021
2. Sensor cannot be used simultaneously with Battery Backup Unit. Field-installed sensor up to 40ft height
3. See accessories table for additional mounting options
4. All units come sensor-ready, equipped for easy field-install of sensor.

80 CRI @ 4000K OR 5000K CCT				
LUMEN PACKAGE	TYPICAL DELIVERED LUMENS	TYPICAL POWER 120–277V	TYPICAL LPW 120–277V	MAX AMBIENT TEMP (°C)
14	14,000	100W	135	40°C
21	21,000	150W	135	40°C
28	28,000	200W	135	40°C
33	33,600	240W	135	40°C

80 CRI @ 4000K OR 5000K CCT				
LUMEN PACKAGE	TYPICAL DELIVERED LUMENS	TYPICAL POWER 277–480V	TYPICAL LPW 277–480V	MAX AMBIENT TEMP (°C)
13	13,000	104W	125	40°C
18	18,000	144W	125	40°C
25	25,000	200W	125	40°C
30	30,000	240W	125	40°C

CRI	CCT	OUTPUT MULTIPLIER
80CRI	5000K	100%
	4000K	100%

OPTICAL LENS ACCESSORY	OPTIC DESCRIPTION	OUTPUT MULTIPLIER
Refractor	Polycarbonate Refractor/Lens	98%, 93% w/Lens
Reflector	Aluminium Reflector	90%

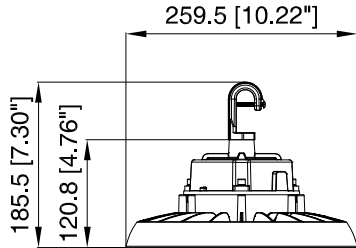
Albeo® ARC Series

LED IP65 Round High Bay

Product Dimensions

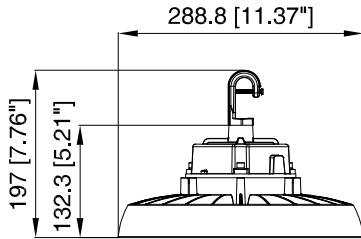
AGENT/DISTRIBUTOR NAME-LOGO _____
 Project Name _____
 Date _____ Type _____
 Catalog Number _____

100W - 14,000 LUMENS - 2.95 KG (6.5LBS)



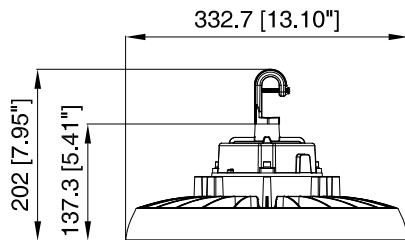
100W

150W - 21,000 LUMENS - 3.35 KG (7.4LBS)



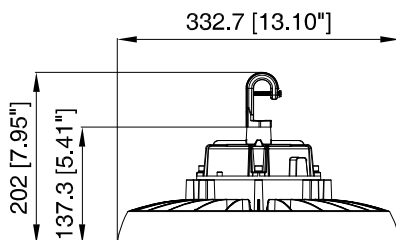
150W

200W - 28,000 LUMENS - 4.20 KG (9.3LBS)



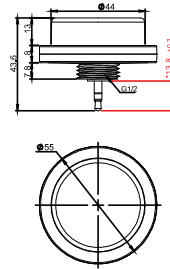
200W

240W - 33,000 LUMENS - 4.30 KG (9.5LBS)



240W

FIELD-INSTALLABLE SENSOR (MM)*

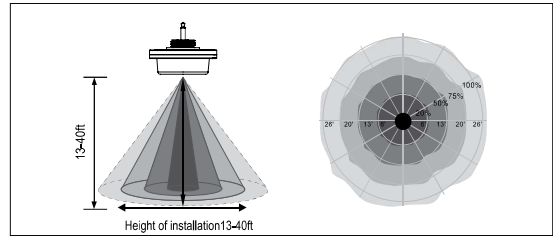


Sensor shown installed



*See Page 1 for details.

SENSOR COVERAGE



HOOK (1/2" NPT), INCLUDED (MM)

