

# Contender™ Series Factory Sealed Control Stations and Pilot Lights

## Explosionproof, Dust-Ignitionproof

UNILETS™ for use with Threaded Metal Conduit. Furnished with Internal Ground Screw.

### NEC/CEC:

- Class I, Division 1, Groups C, D
- Class I, Division 2, Groups B, C, D
- Class II, Division 1 and 2, Groups E, F, G
- Class III
- NEMA 3, 7CD, 9EFG

### Options

- 1- or 2-gang boxes:
  - For aluminum cover only, add suffix - **A**.
  - For aluminum body and cover, add suffix - **SA**.
- Three position selector switches with modified operation:
  - Momentary contact right position, spring return to center; maintained contact left position. Add suffix - **S634**.
  - Momentary contact left position, spring return to center; maintained contact right position. Add suffix - **S635**.
  - Momentary contact right position, spring return to center; maintained contact left position; alternate contacts. Add suffix - **S636**.
- Selector switch lockout locks two or three position handle in any position. Add suffix - **S349**.
- Momentary push button securing rod, add suffix - **S153**.
- Pilot light jewel/guard assembly. Order by suffixes if color desired is other than red:
  - Amber- **J6**
  - Opal- **J8**
  - Clear - **J10**
  - Blue- **J11**
  - Green- **J3**
- Bodies and covers (1- or 2-gang) in copperfree (4/10 of 1% max.) aluminum. Add suffix - **SA**.
- Securing rod for push button lockout guard, add suffix- **S153**.
- LED pilot lights are available in lieu of incandescent pilot lights. Order by suffixes for desired color as follows:
  - Red- **LED1**
  - Green- **LED3**
  - Amber- **LED6**

### NEC/CEC Certifications and Compliances

- UL Standards: UL 508, UL 698, UL 1203
- CSA Standards: C22.2 No. 14
- cULus Listed: E10449, E81751

### Related Products

- For Division 1, Group B applications, refer to *EFDB Series*.

### Illustrated Features

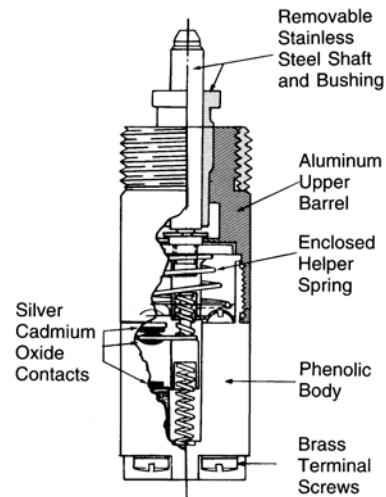


Securing Rod for Push Button Lockout Guard – available as optional item. Lockout Guard furnished as standard with the Push Button, may also be padlocked. Suffix- **S153**.



SPBB factory sealed push button — standard type and unit with dust cap.

### SPBB Design Features



# Contender™ Series Factory Sealed Control Stations and Pilot Lights

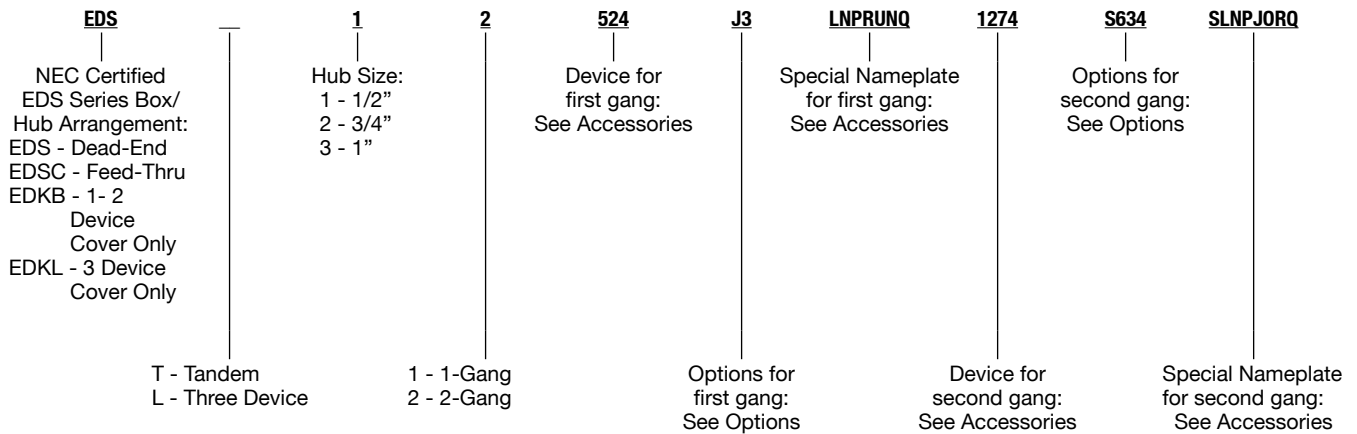
## Explosionproof, Dust-Ignitionproof

UNILETS™ for use with Threaded Metal Conduit. Furnished with Internal Ground Screw.

### NEC/CEC:

Class I, Division 1, Groups C, D  
 Class I, Division 2, Groups B, C, D  
 Class II, Division 1 and 2, Groups E, F, G  
 Class III  
 NEMA 3, 7CD, 9EFG

### Catalog Numbering Guide



Full Catalog Number: EDSC12-524-J3-LNPUPQ-1274-S634-SLNPJORQ

Feed-Thru 2-Gang Box with 1/2" Hub:

In Gang #1: One Pilot Light with UP Nameplate

In Gang #2: One 3-Position, 4-Circuit Spring Return from the right Selector Switch with JOG-OFF-RUN Nameplate.

### Options

Description	Suffix
Momentary Push Button Securing Rod	S153
Selector Switch Lockout	S349
Spring Return From Right Selector Switch (3 Positions Only)	S634
Spring Return From Left Selector Switch (3 Positions Only)	S635
Spring Return From Right Selector Switch With Alternate Contacts (3 Positions Only)	S636
Change One Red Lens to Green Lens	J3
Change One Red Lens to Opal Lens	J8
Change One Red Lens to Amber Lens	J6
Change One Red Lens to Blue Lens	J11
Change One Red Lens to Clear Lens	J10
Add 220/120 Vac Transformer (J1 Device Only)	S801
Add 277/120 Vac Transformer (J1 Device Only)	S802
Add 440/120 Vac Transformer (J1 Device Only)	S803
Add 550/120 Vac Transformer (J1 Device Only)	S804
Change One Red Pilot to Red LED	LED1
Change One Red Lens to Green LED	LED3
Change One Red Lens to Amber LED	LED6
Add Red Mushroom Head to Momentary Push Button	S805
Add Black Mushroom Head to Momentary Push Button	S806
Add Green Mushroom Head to Momentary Push Button	S807
Locking Guard for Maintained Push Button	S808

APPLETON™

CONTROLS: NEC/CEC EXPLOSIONPROOF CONTROL STATIONS AND SWITCHES

# Contender™ Series Factory Sealed Control Stations and Pilot Lights

## Explosionproof, Dust-Ignitionproof

UNILETS™ for use with Threaded Metal Conduit. Furnished with Internal Ground Screw.

### NEC/CEC:

Class I, Division 1, Groups C, D  
 Class I, Division 2, Groups B, C, D  
 Class II, Division 1 and 2, Groups E, F, G  
 Class III  
 NEMA 3, 7CD, 9EFG

APPLETON™

CONTROLS: NEC/CEC EXPLOSIONPROOF CONTROL STATIONS AND SWITCHES

### Devices

Device Description	Available in 1-G, 2-G Tandem	Available in Three Device	Suffix
One Pilot Light (Red Standard)	Y		524
Two Pilot Lights	Y		561
One Pilot Light and One Momentary Push Button	Y		473
One Pilot Light and Two Momentary Push Buttons	Y	Y	234
One Pilot Light and One Maintained Push Button	Y		701
One Pilot Light and One Dust-Cap Push Button	Y		702
One Pilot Light and One 12 Selector Switch (2 Position, 2 Circuit)	Y		703
One Pilot Light and One 35 Selector Switch (2 Position, 4 Circuit)	Y		704
One Pilot Light and One 102 Selector Switch (3 Position, 2 Circuit)	Y		705
One Pilot Light and One 345 Selector Switch (3 Position, 4 Circuit)	Y		706
One Monetary Push Button	Y		84
Two Monetary Push Buttons	Y		90
Two Side-By-Side Momentary Push Buttons	Y		95
Three Monetary Push Buttons	Y	Y	707
One Momentary Push Button and One Maintained Push Button	Y		708
One Momentary Push Button and One Dust Cap Push Button	Y		709
One Momentary Push Button and One 12 Selector Switch (2 Position, 2 Circuit)	Y		710
One Momentary Push Button and One 35 Selector Switch (2 Position, 4 Circuit)	Y		711
One Momentary Push Button and One 102 Selector Switch (3 Position, 2 Circuit)	Y		712
One Momentary Push Button and One 345 Selector Switch (3 Position, 4 Circuit)	Y		713
One Maintained Push Button (Mushroom Head - Red)	Y		714
Two Maintained Push Button	Y		715
One Maintained and One Dust Cap Push Button	Y		716
One Maintained Push Button and One 12 Selector Switch (2 Position, 2 Circuit)	Y		717
One Maintained Push Button and One 35 Selector Switch (2 Position, 4 Circuit)	Y		718
One Maintained Push Button and One 102 Selector Switch (3 Position, 2 Circuit)	Y		719
One Maintained Push Button and One 345 Selector Switch (3 Position, 4 Circuit)	Y		720
One Dust Cap Push Button	Y		721
Two Dust Cap Push Buttons	Y		722
One Dust Cap and One 12 Selector Switch (2 Position, 2 Circuit)	Y		723
One Dust Cap and One 35 Selector Switch (2 Position, 4 Circuit)	Y		724
One Dust Cap and One 102 Selector Switch (3 Position, 2 Circuit)	Y		725
One Dust Cap and One 345 Selector Switch	Y		726
One 12 Selector Switch (2 Position, 2 Circuit)	Y		271
One 35 Selector Switch (2 Position, 4 Circuit)	Y		272
One 102 Selector Switch (3 Position, 2 Circuit)	Y		273
One 345 Selector Switch (3 Position, 4 Circuit)	Y		274
120 Vac Photocell	Y		727
277 Vac Photocell	Y		728
Three Dust Cap Push Buttons		Y	729
One Momentary and Two Maintained Push Buttons		Y	730
Two Momentary and One Maintained Push Buttons	Y	Y	731
Three Maintained Push Buttons		Y	732
Three Pilot Lights		Y	476
Two Pilot Lights and One Momentary Push Button		Y	733
One Pilot Light and Two Dust Cap Push Buttons		Y	734
Two Pilot Lights and One Dust Cap Push Button		Y	735
One Pilot Light and Two Maintained Push Buttons		Y	736
Two Pilot Lights and One Maintained Push Button		Y	737

# Contender™ Series Factory Sealed Control Stations and Pilot Lights

## Explosionproof, Dust-Ignitionproof

UNILETS™ for use with Threaded Metal Conduit. Furnished with Internal Ground Screw.

### NEC/CEC:

Class I, Division 1, Groups C, D  
 Class I, Division 2, Groups B, C, D  
 Class II, Division 1 and 2, Groups E, F, G  
 Class III  
 NEMA 3, 7CD, 9EFG

### Nameplates ①

Description	Suffix
<b>Mushroom Head Push Buttons (Maintained and Momentary)</b>	
Start	MNPSTQ
Stop	MNPSPQ
Emergency Stop	MNPESTPQ
Blank	MNPBQ
<b>Pilot Light Nameplates</b>	
Blank	LNPBQ
Forward	LNPFWQ
Jog	LNPJOGQ
Run	LNPRUNQ
Stop	LNPSPQ
Start	LNPSTQ
Down	LNPDOWNQ
Fast	LNPFASTQ
Slow	LNPSLOWQ
Raise	LNPRAISEQ
Lower	LNPLOWERQ
Reset	LNPRESETQ
Off	LNPOFFQ
On	LNPONQ
Reverse	LNPREVQ
Close	LNPCLOSEQ
Open	LNPOPENQ
Up	LNPUPQ
Test	LNPTTESTQ
Low	LNPLOWQ
High	LNPHIGHQ
<b>Two Position Selection Switch Nameplates</b>	
Forward-Reverse	SLNPFQ
Hand—Auto ②	SLNPHAQ
On—Off	SLNPOO
Start—Stop	SLNPSS
Blank	SLNPBQ
Up—Down	SLNPUDQ
Run—Jog	SLNPRJQ
Auto—Hand	SLNPAHQ
Off—Remote	SLNPORQ
Off—On	SLNPOFON

Description	Suffix
<b>Three Position Selection Switch Nameplates</b>	
Forward—Off—Reverse	SLNPFORQ
Hand—Off—Auto	SLNPHOAQ
Run—Off—Jog	SLNPROJQ
Blank	SLNPB3
Reverse—Off—Forward	SLNPROFQ
Auto—Off—Hand	SLNPAOHQ
Hand—Off—Remote	SLNPHORQ
1—Off—2	SLNP102Q
Jog—Off—Run	SLNPJORQ
Stop—Run—Start	SLNPSRSQ
Local—Off—Remote	SLNPLORQ
<b>Momentary Push Buttons</b>	
<i>For Rectangular Weatherboot Style Only (not for round weatherboot style)</i>	
Blank ②	SNPBQ
Forward	SNPFWDQ
Jog	SNPJOGQ
Run	SNPRUNQ
Stop ②	SNPSPQ
Start ②	SNPSTQ
Down	SNPDOWNQ
Fast	SNPFASTQ
Slow	SNPSLOWQ
Raise	SNPRAISEQ
Lower	SNPLOWERQ
Reset	SNPRESETQ
Off	SNPOFFQ
On	SNPONQ
Reverse	SNPREVQ
Close	SNPCLOSEQ
Open	SNPOPENQ
Up	SNPUPQ
Test	SNPTTESTQ
Low	SNPLOWQ
High	SNPHIGHQ

① Custom nameplates are not available.

② Included as standard (no need to use suffix).

APPLETON™

CONTROLS: NEC/CEC EXPLOSIONPROOF CONTROL STATIONS AND SWITCHES

# Contender™ Series Factory Sealed Control Stations and Pilot Lights

## Push Button Stations. Explosionproof, Dust-Ignitionproof











10 Amp, 600 Vac Max. for Heavy Duty Use Momentary Contact. Furnished with Internal Ground Screw.

**NEC/CEC:**

Class I, Division 1, Groups C, D  
 Class I, Division 2, Groups B, C, D  
 Class II, Division 1 and 2, Groups E, F, G  
 Class III  
 NEMA 3, 7CD, 9EFG

APPLETON™

CONTROLS: NEC/CEC EXPLOSIONPROOF CONTROL STATIONS AND SWITCHES

	Hub Size (Inches)	Description	Nameplate Marking	Catalog Number		
				Dead-End	Feed-Thru	
<b>1-Gang ①</b>						
	1/2	1 Circuit Universal		Start/Stop	EDS1184	EDSC1184
	3/4				EDS2184	EDSC2184
	1				EDS3184	EDSC3184
	1/2	2 Circuits Universal		Start/Stop	EDS1190	EDSC1190
	3/4				EDS2190	EDSC2190
	1				EDS3190	EDSC3190
<b>Red Mushroom Head — Maintained Contact — Emergency Stop Nameplate</b>						
	1/2	1 Circuit Universal		Emergency Stop	EDS1714	EDSC1714
	3/4				EDS2714	EDSC2714
	1				EDS3714	EDSC3714
<b>2-Gang ①</b>						
	1/2	2 Circuit Universal		Start/Stop	EDS1284	EDSC1284
	3/4				EDS2284	EDSC2284
	1				EDS3284	EDSC3284
	1/2	4 Circuits Universal		Start/Stop	EDS1290	EDSC1290
	3/4				EDS2290	EDSC2290
	1				EDS3290	EDSC3290

① Malleable Iron Body and Cover. For Aluminum Body and Cover, add suffix - SA.

















# Contender™ Series Factory Sealed Control Stations and Pilot Lights

Combination Push Button and Pilot Light Stations. Explosionproof, Dust-Ignitionproof

10 Amp, 600 Vac Max. for Heavy Duty Use Momentary Contact. Furnished with Internal Ground Screw.

**NEC/CEC:**

Class I, Division 1, Groups C, D  
 Class I, Division 2, Groups B, C, D  
 Class II, Division 1 and 2, Groups E, F, G  
 Class III  
 NEMA 3, 7CD, 9EFG

	Hub Size (Inches)	Description ②	Nameplate Marking	Catalog Number		
				Dead-End	Feed-Thru	
<b>1-Gang ①</b>						
	1/2	One Pilot Light		EFS1524	EFSC1524	
	3/4			EFS2524	EFSC2524	
	1			EFS3524	EFSC3524	
	1/2	Two Pilot Lights		EFS1561	EFSC1561	
	3/4			EFS2561	EFSC2561	
	1			EFS3561	EFSC3561	
<b>2-Gang ①</b>						
	1/2	Two Pilot Lights		EFS1624	EFSC1624	
	3/4			EFS2624	EFSC2624	
	1			EFS3624	EFSC3624	
	1/2	Four Pilot Lights		—	EFSC1661	
	3/4			EFS2661	EFSC2661	
	1			EFS3661	EFSC3661	
<b>1-Gang ①</b>						
	1/2	1 Circuit Universal and 1 Pilot Light		Specify	EFD1473	EFDC1473
	3/4				EFD2473	EFDC2473
	1				EFD3473	EFDC3473
	1/2	2 Circuits Universal and 1 Pilot Light			EFD1234	EFDC1234
	3/4				EFD2234	EFDC2234
	1				EFD3234	EFDC3234
<b>2-Gang ①</b>						
	1/2	2 Circuits Universal and 1 Pilot Light		Specify	EFD1471	EFDC1471
	3/4				EFD2471	EFDC2471
	1				EFD3471	EFDC3471
	1/2	2 Circuits Universal and 2 Pilot Lights		Specify	EFD1868	EFDC1868
	3/4				EFD2868	EFDC2868
	1				EFD3868	EFDC3868

① Malleable Iron Body and Cover. For Aluminum Body and Cover, add suffix - SA.

② Pilot Lights furnished with 6 Watt, 120 Vac 6S6 lamp and Red Jewel - for other colors, add color suffix for each pilot light: Amber - J6, Blue - J11, Clear - J10, Green - J3, Opal - J8.

**APPLETON™**

CONTROLS: NEC/CEC EXPLOSIONPROOF CONTROL STATIONS AND SWITCHES

# Contender™ Series Factory Sealed Control Stations and Pilot Lights

## Selector Switches. Explosionproof, Dust-Ignitionproof











































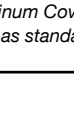




10 Amp, 600 Vac Max. for Heavy Duty Use Momentary Contact. Furnished with Internal Ground Screw.

**NEC/CEC:**

Class I, Division 1, Groups C, D  
 Class I, Division 2, Groups B, C, D  
 Class II, Division 1 and 2, Groups E, F, G  
 Class III  
 NEMA 3, 7CD, 9EFG

APPLETON™

CONTROLS: NEC/CEC EXPLOSIONPROOF CONTROL STATIONS AND SWITCHES

Selector Switches	Hub Size (Inches)	Description	Left	Diagram Center	Right	Catalog Number		
						Dead-End	Feed-Thru	
<b>2 Position Selector Switches – 1-Gang ① ③ – Maintained Contact</b>								
	1/2					EDS11271	EDSC11271	
	3/4	2 Position, 2 Circuit		None		EDS21271	EDSC21271	
	1					EDS31271	EDSC31271	
	1/2					EDS11272	EDSC11272	
	3/4	2 Position, 4 Circuits		None		EDS21272	EDSC21272	
	1					EDS31272	EDSC31272	
<b>3 Position Selector Switches – 1-Gang ① ③ – Maintained Contact</b>								
	1/2					EDS11273	EDSC11273	
	3/4	3 Position, 2 Circuit				EDS21273	EDSC21273	
	1					EDS31273	EDSC31273	
	1/2					EDS11274	EDSC11274	
	3/4	3 Position, 4 Circuits				EDS21274	EDSC21274	
	1					EDS31274	EDSC31274	
<b>EDKB Selector Switch Operator/Switch Assembly ② ③ – Maintained Contact</b>								
<b>2 Position</b>								
		1/2	2 Position, 2 Circuit		None		SSBA1-2Q	EDKB-12
		1/2	2 Position, 4 Circuits		None		SSBA2-2Q	EDKB-35
<b>3 Position</b>								
		1/2	3 Position, 2 Circuit				SSBA1-3Q	EDKB-102
		1/2	3 Position, 4 Circuit				SSBA2-3Q	EDKB-345
<b>EDKB Selector Switch Operator/Switch Assembly ② – Modified Operations – 3 Position</b>								
<b>Momentary contact right position. Spring return to center. Maintained contact left position.</b>								
<i>Note: Standard legend plate reads Hand/Off/Auto</i>								
		1/2	3 Position, 2 Circuit				SSBAS-1-3	EDKB-102-S634
		1/2	3 Position, 4 Circuits				SSBAS-2-3	EDKB-345-S634
<b>Momentary contact left position. Spring return to center. Maintained contact right position.</b>								
<i>Note: Standard legend plate reads Auto/Off/Hand</i>								
		1/2	3 Position, 2 Circuit				SSBASL-1-3	EDKB-102-S635
		1/2	3 Position, 4 Circuits				SSBASL-2-3	EDKB-345-S635
<b>Momentary contact right position. Spring return to center. Maintained contact left position.</b>								
<i>Note: Standard legend plate reads Stop/Run/Start</i>								
		1/2	3 Position, 4 Circuits				SSBASRA-2-3	EDKB-345-S636

① Malleable Iron Body and Cover. For Aluminum Body and Cover, add suffix - SA.

② For Aluminum Cover only, add suffix - A.

③ Supplied as standard with maintained contact selector switches. Specify catalog number from nameplate listings if other than standard nameplate is desired.

# Contender™ Series Factory Sealed Control Stations and Pilot Lights



## Explosionproof, Dust-Ignitionproof

10 Amp, 600 Vac Max. for Heavy Duty Use Momentary Contact. Furnished with Internal Ground Screw.


**NEC/CEC:**

Class I, Division 1, Groups C, D  
 Class I, Division 2, Groups B, C, D  
 Class II, Division 1 and 2, Groups E, F, G  
 Class III  
 NEMA 3, 7CD, 9EFG

### Selector Switches Nameplates ①

	Two Position Nameplates		Three Position Nameplates	
 <p><b>Two Position</b></p>	Forward—Reverse	<b>SLNP-FRQ</b>	Forward—Off—Reverse	<b>SLNP-FORQ</b>
	Hand—Auto	<b>SLNP-HAQ</b>	Hand—Off—Auto	<b>SLNP-HOAQ</b>
	On—Off	<b>SLNP-OO</b>	Run—Off—Jog	<b>SLNP-ROJQ</b>
	Start—Stop	<b>SLNP-SS</b>	Blank	<b>SLNP-B3</b>
	Blank	<b>SLNP-BQ</b>	Reverse—Off—Forward	<b>SLNP-ROFQ</b>
	Up—Down	<b>SLNP-UDQ</b>	Auto—Off—Hand	<b>SLNP-AOHQ</b>
 <p><b>Three Position</b></p>	Run—Job	<b>SLNP-RJQ</b>	Hand—Off—Remote	<b>SLNP-HORQ</b>
	Auto—Hand	<b>SLNP-AHQ</b>	1—Off—2	<b>SLNP-102Q</b>
	Off—Remote	<b>SLNP-ORQ</b>	Jog—Off—Run	<b>SLNP-JORQ</b>
	Local Remote	<b>SLNP-LRQ</b>	Stop—Run—Start	<b>SLNP-SRSQ</b>
	Off—On	<b>SLNP-OFON</b>	Local—Off—Remote	<b>SLNP-LORQ</b>

### Selector Switch Locking Devices — Permit Locking In Any Position

	Description	Catalog Number
	Two or Three Positions	<b>SBL-3-Q</b>

① Custom nameplates are not available.



# Contender™ Series Factory Sealed Control Stations and Pilot Lights









Push Button. With Rocker Arm Handle. Explosionproof, Dust-Ignitionproof

10 Amp, 600 Vac Max. for Heavy Duty Use Momentary Contact. Furnished with Internal Ground Screw.





**NEC/CEC:**

Class I, Division 1, Groups C, D  
 Class I, Division 2, Groups B, C, D  
 Class II, Division 1 and 2, Groups E, F, G  
 Class III  
 NEMA 3, 7CD, 9EFG









**Rocker Arm Handle**

		Hub Size (Inches)	Description	Contact Arrangement	Nameplate Marking	Catalog Number ①	
						Dead-End	Feed-Thru
<b>1-Gang — Malleable Iron Body and Cover ②</b>							
	<b>1 Circuit</b>	1/2	1 Circuit Universal		Specify	EDS1596	EDSC1596
		3/4				EDS2596	EDSC2596
		1				EDS3596	EDSC3596
	<b>2 Circuits</b>	1/2	2 Circuits Universal		Specify	EDS1194	EDSC1194
		3/4				EDS2194	EDSC2194
		1				EDS3194	EDSC3194
<b>2-Gang — Malleable Iron Body and Cover ②</b>							
	<b>2 Circuits</b>	1/2	2 Circuits Universal		Specify	—	EDSC1696
		3/4				EDS2696	EDSC2696
		1				EDS3696	EDSC3696
	<b>4 Circuits</b>	1/2	4 Circuits Universal		Specify	—	EDSC1294
		3/4				EDS2294	EDSC2294
		1				EDS3294	EDSC3294

**Single Push Button**

		Hub Size (Inches)	Description	Contact Arrangement	Catalog Number ①	
					Dead-End	Feed-Thru
<b>1-Gang</b>						
	<b>Nameplate: Start/Stop Momentary</b>	1/2	2 Circuits Universal Momentary		EDS1192	EDSC1192
		3/4			EDS2192	EDSC2192
		1			EDS3192	EDSC3192
	<b>Nameplate: Emergency Stop Maintained Mushroom Head</b>	1/2	2 Circuits Universal Red Maintained		EDS1192UM1	EDSC1192UM1
		3/4			EDS2192UM1	EDSC2192UM1
		1			EDS3192UM1	EDSC3192UM1

**Cover Assemblies ②**

		Description	Contact Arrangement	Nameplate Marking	Catalog Number Cover With Device
	<b>EDKB-RU2    EDKB-U2L    EDKB-DPB</b>	1 Circuit Universal		Specify	EDKB-RU1
		2 Circuits Universal		Specify	EDKB-RU2
		1 Circuit Universal		Specify	EDKB-U1L
		1 Circuit Universal		Specify	EDKB-UM1L
		2 Circuits Universal		Specify	EDKB-U2L
		2 Circuit Universal		Specify	EDKB-DPB
		2 Circuits Universal (Maintained)		Specify	EDKB-DPBM

① Malleable Iron Body and Cover. For Aluminum Body and Cover, add suffix - SA.

② For Aluminum Cover only, add suffix - A.

CONTROLS: NEC/CEC EXPLOSIONPROOF CONTROL STATIONS AND SWITCHES

APPLETON™

























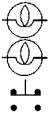
# Contender™ Series Factory Sealed Control Stations and Pilot Lights

For Contender™ Bodies

NEC/CEC:

Class I, Division 1, Groups C, D  
 Class I, Division 2, Groups B, C, D  
 Class II, Division 1 and 2, Groups E, F, G  
 Class III

## Covers

		Description	Contact Arrangement	Nameplate Marking	Catalog Number ①
		<b>Complete with Push Button – Factory Sealed – Momentary Contact</b> <i>For use on standard EDS bodies (furnished with 4 stainless steel captive bolts)</i>			
 EDKB-U1  EDKB-U2	1 Circuit Universal		Start/Stop	EDKB-U1	
	2 Circuit Universal		Start/Stop	EDKB-U2	
		<b>Complete with Mushroom Head Push Button – Factory Sealed – Maintained Contact</b> <i>For use on standard EDS bodies</i>			
 EDKB-UM1  EDKB-UM2	1 Circuit Universal (Red)		Emergency Stop	EDKB-UM1	
	2 Circuit Universal (Red)		Specify	EDKB-UM2	
		<b>Complete with Pilot Lights – Factory Sealed – Momentary Contact</b> <i>6 Watt 120 Vac, Type 6S6 Lamp. For use on standard EDS bodies (furnished with 4 stainless steel captive bolts)</i>			
 EDKB-J1U2  EDKB-J1U1	One pilot light (red jewel ②) and two universal push buttons		Specify	EDKB-J1U2	
	One pilot light (red jewel ②) and one universal push button		Specify	EDKB-J1U1	
 EDKB-J1  EDKB-J2	One pilot light (red jewel ②) and one universal push button–dust cap		Specify	EDKB-J1DU1	
	One pilot light (red jewel ②)		Specify	EDKB-J1	
		Two pilot lights (red jewel ②)		Specify	EDKB-J2
		<b>Complete with Pilot Lights and Push Buttons – Factory Sealed</b> <i>For use on standard EDS bodies (furnished with 8 stainless steel captive bolts)</i>			
 EDKL-U3  EDKL-J3	3 Circuits Universal		Start/Stop	EDKL-U3	
	Three Pilot Lights (red jewels ②)			EDKL-J3	
 EDKL-J1U2  EDKL-J2U1	One Pilot Light (red jewel ②) and two universal circuits		Specify	EDKL-J1U2	
	Two Pilot Lights (red jewels ②) and one universal circuit		Specify	EDKL-J2U1	

① For Aluminum Cover only, add suffix - A.

② For other colors, add color suffix for each pilot light: Amber—JGBA, Blue—JGBB, Clear—JGBC, Green—JGBG, Opal—JGBO.

APPLETON™

CONTROLS: NEC/CEC EXPLOSIONPROOF CONTROL STATIONS AND SWITCHES

# Contender™ Series Factory Sealed Control Stations and Pilot Lights





## For Contender™ Bodies Only

**NEC/CEC:**

Class I, Division 1, Groups C, D  
 Class I, Division 2, Groups B, C, D  
 Class II, Division 1 and 2, Groups E, F, G  
 Class III

**Covers ② Only — for use on standard Contender bodies**

Supplied with 4 stainless steel captive bolts ③.

		Description	Catalog Number ①
 <p>EDSK-1J</p>  <p>EDSK-2J</p>  <p>EDSKL-3PB</p>	<p><b>Push Button and Pilot Light Covers — 3/4" Tapped Openings</b></p> <p>One opening: one push button or one pilot light</p> <p>Two openings: two push buttons, two pilot lights, or one of each</p> <p>Three openings: three device, three push buttons or three pilot lights, or combination of push button(s) and pilot light(s)</p>		<p>EDSK-1J</p> <p>EDSK-2J</p> <p>EDSKL-3PB ③</p>
	<p><b>Push Button or Selector Switch Cover — 1/2" Tapped Openings</b></p> <p>Two openings: selector switch or two push buttons (side by side)</p>		EDSK-2SP
	<p><b>Push Button, Pilot Light or Selector Switch Covers — 3/4" top and 1/2" Bottom Tapped Openings</b></p> <p>One top and two bottom openings: one pilot light, two push buttons (side by side); one pilot light, one selector switch.</p> <p>Blank</p>		<p>EDSK-1JSS</p> <p>EDSK-B</p>
	<p><b>Nameplate Mounting Bracket</b></p> <p>Mount bracket between cover screws and cover. Do not mount bracket between ground joint flame path between cover and backbox.</p> <p>Bracket with blank silver/black nameplate</p> <p>To order bracket with control station, add suffix <b>-NPBRKT</b> to end of catalog number.</p> <p>To order engraved nameplates, add desired markings after catalog number. Maximum of 2 lines with 12 characters (including spaces) per line.</p>		NPBRKT-CONT

① For Aluminum Cover only, add suffix - A.

② Must be used with Contender Series backboxes.












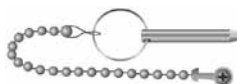

③ Catalog number EDSKL-3PB supplied with 8 stainless steel non-captive bolts.

# Contender™ Series Factory Sealed Control Stations and Pilot Lights

## Replacement Parts and Accessories

**NEC/CEC:**

Class I, Division 1, Groups C, D  
 Class I, Division 2, Groups B, C, D  
 Class II, Division 1 and 2, Groups E, F, G  
 Class III

	Description	Contact Arrangement	Catalog Number	
<b>Push Button — Factory Sealed — Momentary Contact</b>				
	Single Push Button	Universal	SPBB-U1-Q	
	Double Push Button	Universal	SPBB-U2DBL	
<b>Push Button — Red Mushroom Head — Factory Sealed — Maintained Contact</b>				
	Single Push Button	Universal	SMPB-U1-Q	
<b>Rectangular Button with Weather Boot</b>				
	Furnished with Start, Stop and Blank Nameplates.		NBN-WB	
<b>Nameplates for Rectangular Push Buttons</b>				
	Blank	SNP-B-Q	Off	SNP-OFF-Q
	Forward	SNP-FWD-Q	On	SNP-ON-Q
	Jog	SNP-JOG-Q	Reverse	SNP-REV-Q
	Run	SNP-RUN-Q	Open	SNP-OPEN-Q
	Stop	SNP-SP-Q	Close	SNP-CLOSE-Q
	Start	SNP-ST-Q	Up	SNP-UP-Q
	Down	SNP-DOWN-Q	Test	SNP-TEST-Q
	Fast	SNP-FAST-Q	Low	SNP-LOW-Q
	Slow	SNP-SLOW-Q	High	SNP-HIGH-Q
	Raise	SNP-RAISE-Q		
	Lower	SNP-LOWER-Q		
	Reset	SNP-RESET-Q		
<b>Push Button Replacement Locking Guards — Glass Reinforced Polypropylene — Gasketed</b>				
	Maintained Mushroom Head Switch Guard	Has hole for 1/4" hasp.	SMPB-LG	
	Single Guard	Single Guard (Maintained Mushroom Head Switch)	NPB-LG1	
	Double Guard	Single Guard	NPB-LG2	
	Single Guard (No Lockout Holes)	Double Guard	NPB-LG1-LL	
	Double Guard (No Lockout Holes)	Single Guard (No Lockout Holes)	NPB-LG2-LL	
	Double Guard	Double Guard (No Lockout Holes)	NPB-LG2-LL	
<b>Push Button Securing Rod with Chain — Stainless Steel</b>				
	For use with Single Guard Only		NBL-SR	
<b>Mushroom Head Button with Weather Boot for Use with Momentary Contact — Gasketed</b>				
	Black		NMRB-BL	
	Green		NMRB-GR	
	Red		NMRB-RE	

APPLETON™

CONTROLS: NEC/CEC EXPLOSIONPROOF CONTROL STATIONS AND SWITCHES

# Contender™ Series Factory Sealed Control Stations and Pilot Lights

## Replacement Parts and Accessories

**NEC/CEC:**

Class I, Division 1, Groups C, D  
 Class I, Division 2, Groups B, C, D  
 Class II, Division 1 and 2, Groups E, F, G  
 Class III

APPLETON™

CONTROLS: NEC/CEC EXPLOSIONPROOF CONTROL STATIONS AND SWITCHES

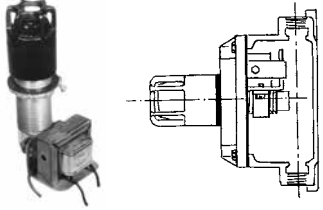
	Description	Catalog Number
<b>Mushroom Head Push Button</b>	<b>For Use with Mushroom Head Button – Maintained Contact – Solid-Colored Nonmetallic Red</b>	<b>NMRBM-RE</b>
 <p>MNPESTPQ</p>	<b>Nameplates For Mushroom Head Push Button For Momentary and Maintained</b>	
	Start	<b>MNPSTQ</b>
	Stop	<b>MNPSPQ</b>
	Emergency Stop	<b>MNPESTPQ</b>
	Blank	<b>MNPBQ</b>
<b>Pilot Light – Factory Sealed</b>	<b>Incandescent</b>	
	<i>Furnished with 6S6 120 Vac incandescent lamp, jewel and guard. Has 457 mm (18") long, type SFF-2 pigtail leads; +150 °C (+302 °F). Body has 3/4" straight thread (NPSM)</i>	
	With Red Jewel	<b>SPLSREB</b>
	With Green Jewel	<b>SPLSGRB</b>
	With Amber Jewel	<b>SPLSAMB</b>
	With Blue Jewel	<b>SPLSBLB</b>
	With Clear Jewel	<b>SPLSCLB</b>
	With Opal Jewel	<b>SPLSOPB</b>
	<b>LED</b>	
	<i>Furnished with candelabra base 120 Vac LED, jewel and guard. Has 457 mm (18") long, type SFF-2 pigtail leads; +150 °C (+302 °F). Body has 3/4" straight thread (NPSM).</i>	
	With Red LED, Clear Jewel	<b>SPLNSREB</b>
	With Green LED, Clear Jewel	<b>SPLNSGRB</b>
	With Amber LED, Clear Jewel	<b>SPLNSAMB</b>
	<b>Chamber Only</b> (Same as above, less jewel, guard and lamp)	<b>SPLSSCB</b>
<b>Pilot Light Jewel/Guard Assembly</b>	<i>The below catalog numbers indicate an assembly of the Pilot Light Jewels and Guards. Jewels and Guards are not available as separate items.</i>	
	Amber Jewel/Guard	<b>JGBNA</b>
	Blue Jewel/Guard	<b>JGBNB</b>
	Clear Jewel/Guard	<b>JGBNC</b>
	Green Jewel/Guard	<b>JGBNG</b>
	Opal Jewel/Guard	<b>JGBNO</b>
	Red Jewel/Guard	<b>JGBNR</b>
<b>Replacement Bulbs</b>	<b>Clear Bulbs</b>	
	Furnished with candelabra base. 6 Watt, 120 Vac Type 6S6	<b>EPL-B6W</b>
	<b>LED Replacements</b>	
	<i>Furnished with candelabra base. 120 Vac, 10 mA</i>	
	Red LED	<b>EPLLEDR</b>
	Green LED	<b>EPLLEDG</b>
	Amber LED	<b>EPLLEDA</b>


# Contender™ Series Factory Sealed Control Stations and Pilot Lights

## Replacement Parts and Accessories

**NEC/CEC:**

Class I, Division 1, Groups C, D  
 Class I, Division 2, Groups B, C, D  
 Class II, Division 1 and 2, Groups E, F, G  
 Class III

	Primary Vac	Lamp Vac	Suffix
<b>Transformer</b>			
	Add Suffix as listed below. Transformer clamps directly to pilot light barrel. Only one pilot light transformer assembly per one gang body.		
	220	120	S801
	277	120	S802
	440	120	S803
	550	120	S804

Description	Catalog Number	
<b>Nameplates for Pilot Light</b>		
	Blank	LNPBQ
	Forward	LNPFWQ
	Jog	LNPJOGQ
	Run	LNPRUNQ
	Stop	LNPSPQ
	Start	LNPSTQ
	Down	LNPDOWNQ
	Fast	LNPFASTQ
	Slow	LNPSLOWQ
	Raise	LNPRAISEQ
	Lower	LNPLOWERQ
	Reset	LNPRESETQ
	Off	LNPOFFQ
	On	LNPONQ
	Reverse	LNPREVQ
	Close	LNPCLOSEQ
	Open	LNPOPENQ
Up	LNPUPQ	
Test	LNPTSTQ	
Low	LNPLWQ	
High	LNPHIGHQ	

**APPLETON™**

CONTROLS: NEC/CEC EXPLOSIONPROOF CONTROL STATIONS AND SWITCHES

# Contender™ Series Factory Sealed Control Stations and Pilot Lights




## Mounting Bodies. Explosionproof, Dust-Ignitionproof

**NEC/CEC:**

Class I, Division 1, Groups C, D  
 Class I, Division 2, Groups B, C, D  
 Class II, Division 1 and 2, Groups E, F, G  
 Class III

APPLETON™

CONTROLS: NEC/CEC EXPLOSIONPROOF CONTROL STATIONS AND SWITCHES

	Type	Hub Size (Inches)	Catalog Number	
			Malleable Iron	Aluminum
<b>1-Gang</b>				
	Dead-End	1/2	EDS171	EDS171-SA
		3/4	EDS271	EDS271-SA
		1	EDS371	EDS371-SA
	Feed-Thru	1/2	EDSC171	EDSC171-SA
		3/4	EDSC271	EDSC271-SA
		1	EDSC371	EDSC371-SA
<b>2-Gang</b>				
	Dead-End	1/2	EDS172	EDS172-SA
		3/4	EDS272	EDS272-SA
		1	EDS372	EDS372-SA
	Feed-Thru	1/2	EDSC172	EDSC172-SA
		3/4	EDSC272	EDSC272-SA
		1	EDSC372	EDSC372-SA
<b>3-Device</b>				
	Dead-End	1/2	EDS147	EDS147-SA
		3/4	EDS247	EDS247-SA
		1	EDS347	EDS347-SA
	Feed-Thru	1/2	EDSC147	EDSC147-SA
		3/4	EDSC247	EDSC247-SA
		1	EDSC347	EDSC347-SA
<b>Tandem ①</b>				
	Dead-End	1/2	EDS177	EDS177-SA
		3/4	EDS277	EDS277-SA
		1	EDS377	EDS377-SA
	Feed-Thru	1/2	EDSC177	EDSC177-SA
		3/4	EDSC277	EDSC277-SA
		1	EDSC377	EDSC377-SA

① For tandem bodies, external seals must be installed within 1.5 meters (5 feet) of each conduit entrance for Class I, Groups C and D.

# Contender™ Series Factory Sealed Control Stations and Pilot Lights

NEC/CEC:

Class I, Division 1, Groups C, D

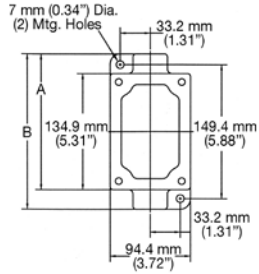
Class I, Division 2, Groups B, C, D

Class II, Division 1 and 2, Groups E, F, G

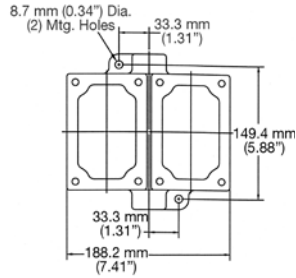
Class III

## Mounting Body Dimensions in Millimeters (Inches)

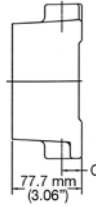
### 1-Gang



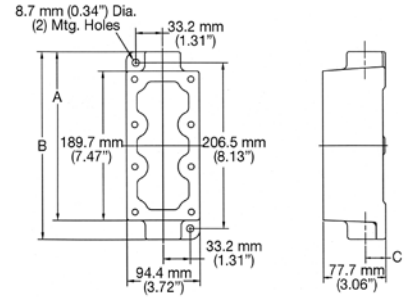
### 2-Gang



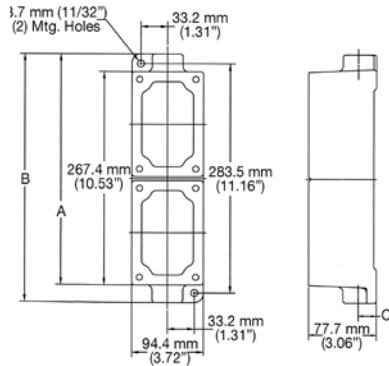
### 1- and 2-Gang Side View



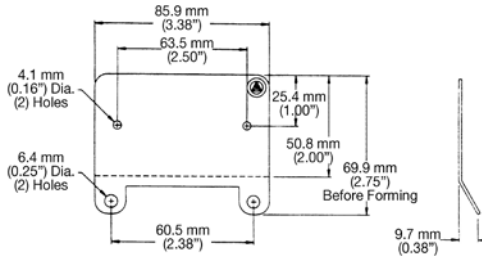
### 3-Device



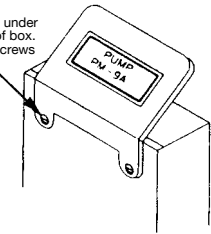
## Tandem



## NPBRKT Nameplate Mounting Bracket



Secure bracket under cover screws of box. Torque cover screws to 35" - lbs.



Inlet Type	Hub Size (Inches)	Dimensions in Millimeters (Inches)		
		A	B	C
1-Gang	1/2	153.9 (6.06)	173.0 (6.81)	19.1 (0.75)
	3/4	153.9 (6.06)	173.0 (6.81)	22.4 (0.88)
	1	156.7 (6.17)	179.6 (7.03)	25.4 (1.00)
2-Gang	1/2	153.9 (6.06)	173.0 (6.81)	22.4 (0.88)
	3/4	153.9 (6.06)	173.0 (6.81)	22.4 (0.88)
	1	156.7 (6.17)	179.6 (7.03)	25.4 (1.00)
3-Device	1/2	211.8 (8.34)	233.4 (9.19)	25.4 (1.00)
	3/4	211.8 (8.34)	233.4 (9.19)	25.4 (1.00)
	1	211.8 (8.34)	233.4 (9.19)	25.4 (1.00)
Tandem	1/2	287.3 (11.31)	309.1 (12.09)	22.4 (0.88)
	3/4	287.3 (11.31)	309.1 (12.09)	22.4 (0.88)
	1	290.6 (11.44)	312.7 (12.31)	25.4 (1.00)

APPLETON™

CONTROLS: NEC/CEC EXPLOSIONPROOF CONTROL STATIONS AND SWITCHES

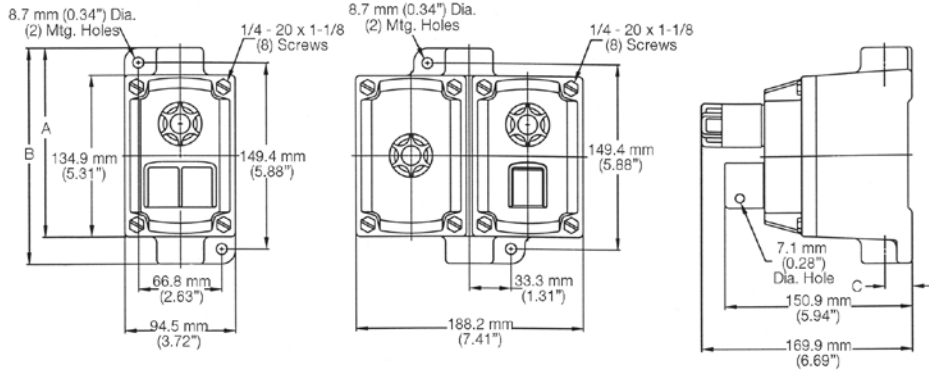


# Contender™ Series Factory Sealed Control Stations and Pilot Lights

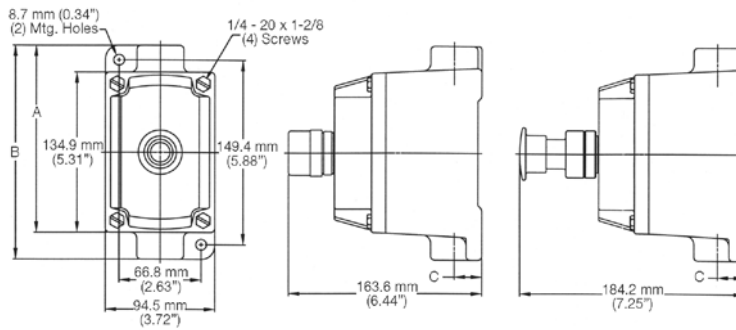
NEC/CEC:  
 Class I, Division 1, Groups C, D  
 Class I, Division 2, Groups B, C, D  
 Class II, Division 1 and 2, Groups E, F, G  
 Class III

## Dimensions in Millimeters (Inches)

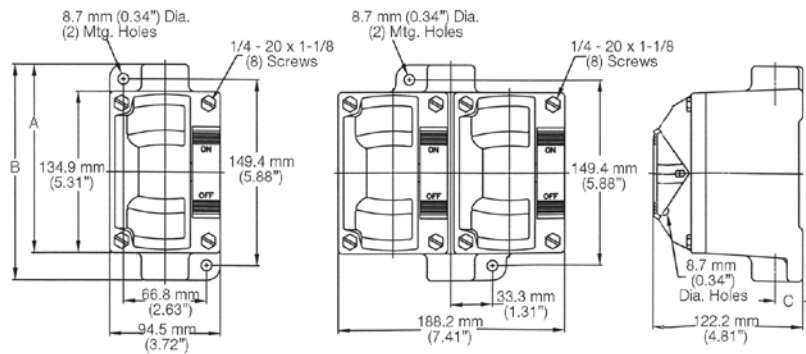
### 1- and 2-Gang Combination Pilot Light and Push Button



### 1-Gang Dust Cap Push Button and Maintained Push Button



### 1- and 2-Gang Rocker Arm Push Button



Unilet Type	Hub Size (Inches)	Dimensions in Millimeters (Inches)		
		A	B	C
1-Gang	1/2	153.9 (6.06)	173.0 (6.81)	19.1 (0.75)
	3/4	153.9 (6.06)	165.4 (6.51)	22.4 (0.88)
	1	156.7 (6.17)	179.6 (7.03)	25.4 (1.00)
2-Gang	1/2 and 3/4	153.9 (6.06)	165.4 (6.51)	22.4 (0.88)
	1	156.7 (6.17)	179.6 (7.03)	25.4 (1.00)