Modelos M-CL-CK

Contactores y relés térmicos

GE imagination at work

Contactores auxiliares

	Ui		V	660	1000
	Ith		A	16	20
	máx.		mm²	2 x 2.5	2 x 6
A600 AC15 / AC11	120V	le	A	6	10
	220/230V		A	6	10
	380/400V		A	4	6
	415/440V		A	3	5
	500V		A	2.5	4
	660/690V		A	1.5	2
P600 DC13 / DC11	24V	le	A	5	6
	48V		A	3.5	4
	110V		A	1.2	2
	220V		A	0.6	0.7
	440V		A	0.35	

	MCR A040AT◆	RLAR A040T◆
	MCR C040AT◆	RLAR D040T◆
	MCR A031AT◆	RLAR A031T◆
	MCR C031AT◆	RLAR D031T◆
	MCR A022AT◆	RLAR A022T◆
	MCR C022AT◆	RLAR D022T◆
	MCR A013AT◆	
	MCR A006AT◆	RLAR A004T◆
		RLAR D004T◆
BOBINA	MBO A◆	LB1 A◆
	MBO C◆	LB1 D◆

Bloques de contactos auxiliares

	NO	NC		
MONTAJE FRONTAL	2	0	MARN 220 AT	
	1	1	MARN 211 AT	
	0	2	MARN 202 AT	BCLF 10
	4	0	MARN 440 AT	
	3	1	MARN 431 AT	
	2	2	MARN 422 AT	BCLF 01
	1	3	MARN 413 AT	
	0	4	MARN 404 AT	BCLF 01G
MONTAJE LATERAL	NO	NC		
	1	0	MARL 110 AT	BRLL 20
	0	1	MARL 101 AT	BRLL 11
BLOQUES ADICIONALES. montaje lateral	1	0	MARL 110 ATS	
	0	1	MARL 101 ATS	

Tensión Bobina (V)

Minicontactor auxiliar – MCR

Monofrecuencia	N	U
50Hz	220 240	380 440
60Hz	240 277	440

Bifrecuencia	1	9	3	6	13
50/60Hz	24	48	110 115	230	400

Rango NORMAL	B	D	G	J	N
-20%, +10%	12	24	48	110	220

AMPLIO Rango	WD	WG	WJ	WN
-30%, +20%	24	48	110	220

Contactor auxiliar – RL

Monofrecuencia	N	U
50Hz	220 230	380 400
60Hz	277	480

Bifrecuencia	1	9	3	6	13
50/60Hz	24	48	110 115	230	400

Rango NORMAL	B	D	G	J	N
-20%, +10%	12	24	48	110	220

AMPLIO Rango	WD	WG	WJ	WN
-30%, +20%	24	48	110	220

Corriente Alterna
Corriente Contínua
Para otras tensiones, consultar

Contactores y Contactores auxiliares Modelo M

MCOA ... AT, MC1A ... AT, MCRA ... AT

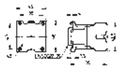

MCOC ... AT, MC1C ... AT, MCRC ... AT

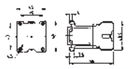

Contactores y Contactores auxiliares Modelo CL

3P-4P RLAR ..., CL00 ..., CL01 ..., CL02 ..., CL25 ...

CL25 A310T
CL25 A301T

	A		B
RLAR ...,CL00...	85	115	-
CL01 ..., CL02...	-	-	-
CL25 A500T	87	-	-
CL25 A310T CL25 A301T	87	-	29
CL25 D300T	-	117	-

3P CL06 ..., CL07 ..., CL08 ...

3P CL09 ..., CL10 ...



3P-4P CL03 ..., CL04 ..., CL45 ...

CL25 A310T
CL25 A301M

	A		B
CL03..., CL04... CL45...	98	134	-
CL45 A310M CL45 A301M	87	-	29

4P CL05 ..., CL07 ..., CL08 ...

4P CL09

Contactores Modelo CK

3P CK75C ..., CK08C ...



3P CK85B ..., CK09B..., CK95B ...



3P CK10C ..., CK11C ...

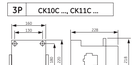

3P CK10C ..., CK11C ...



3P CK13B ...



4P CK07B ...

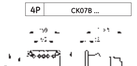

4P CK08B ..., CK09B..., CK95B ...



4P CK10C ..., CK11C ...

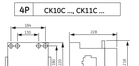

4P CK12B ...



4P CK13B ...



Accesorios

MACN2 ... AT
MARN2 ... AT
MACN4 ... AT
MARN4 ... AT



MACL1 ... AT
MACL1 ... ATS
MARL1 ... AT
MARL1 ... ATS

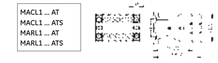

BCLF ...

BTLF ...

BETL ...

BCLL ..., BRLL ..., BEL, BEL02

BSLR ..., BSLDZ ..., BSLV ...

Relés Térmicos

MT03 ...

RT1

RT1 + RT XP

RT2

RT2P + RT2XP

RT3



RT4LA ... RT4LM

RT4/4LN ... RT4/4LR



RT5/5L

Relés Electrónicos Temporizadores

- *Caja de 22,5mm de ancho para toda la gama, y totalmente compatible con la gama anterior.*
- *Montaje: sobre carril DIN o por tornillos.*
- Indicación luminosa del estado de los contactos y de la tensión de alimentación.
- Gama de tiempos ajustable hasta 100 horas.
- Relés para Arrancadores estrella-triángulo, con tiempo de conmutación seleccionable 50ms o 100ms.
- *Ajuste rápido y preciso del tiempo mediante potenciómetro frontal.*
- Selección de los ajustes mediante interruptores miniatura (dip-switches). El significado y utilización de cada interruptor viene explicado en el lateral del temporizador, así como el ajuste de cada aplicación.
- 1 ó 2 contactos conmutados de Ith = 6A.

Función	Tensión de alimentación		Gamas de temporización	Contactos	Tipo	Nº código
A la conexión	Directa	24-240V c.a./c.c.	0,6 seg ... 6000 min.	1 conmutado	**NMTCV**	124900
				2 conmutados	**NMTCV2**	124901
	Con transformador	110/125V	0,6 seg ... 6000 min.	1 conmutado	**NMTCVTAJ**	124902
		200/240V	0,6 seg ... 6000 min.	1 conmutado	**NMTCVTAM**	124903
		380/440V	0,6 seg ... 6000 min.	1 conmutado	**NMTCVTAU**	124904
A la conexión con contacto instantáneo	Directa	24-240V c.a./c.c.	0,6 seg ... 6000 min.	1 temporizado + 1 instantáneo	**NMTCIV**	124905
A la conexión con salida por tiristor	Directa	24-240V c.a./c.c.	0,2 seg ... 500 seg.	Tiristor	**NMTCSV**	124906
Impulso a la conexión	Directa	24-240V c.a./c.c.	0,6 seg ... 6000 min.	1 conmutado	**NMICV-6**	124907
Para arrancadores estrella-triángulo	Directa	24-240V c.a./c.c.	1 seg ... 60 seg.	2 temporizados	**NMETV**	124908
	Con transformador	110/125V	1 seg ... 60 seg.	2 temporizados	**NMETVTAJ**	124909
		200/240V	1 seg ... 60 seg.	2 temporizados	**NMETVTAM**	124910
		380/440V	1 seg ... 60 seg.	2 temporizados	**NMETVTAU**	124911
A la desconexión	Directa	24-240V c.a./c.c.	0,5 seg ... 6 seg.	1 conmutado	**NMRDV-6**	124912
			5 seg ... 60 seg.	1 conmutado	**NMRDV-60**	124913
			50 seg ... 600 seg	1 conmutado	**NMRDV-600**	124914
			0,5 seg ... 6 seg.	2 conmutados	**NMRDV-6**	124915
			5 seg ... 60 seg.	2 conmutados	**NMRDV-60**	124916
			50 seg ... 600 seg	2 conmutados	**NMRDV-600**	124917
		110/125V	0,5 seg ... 6 seg.	1 conmutado	**NMRDVT-6AJ**	124918
			5 seg ... 60 seg.	1 conmutado	**NMRDVT-60AJ**	124919
			50 seg ... 600 seg	1 conmutado	**NMRDVT-600AJ**	124920
	Con transformador	200/240V	0,5 seg ... 6 seg.	1 conmutado	**NMRDVT-6AM**	124921
			5 seg ... 60 seg.	1 conmutado	**NMRDVT-60AM**	124922
			50 seg ... 600 seg	1 conmutado	**NMRDVT-600AM**	124923
		380/440V	0,5 seg ... 6 seg.	1 conmutado	**NMRDVT-6AU**	124924
			5 seg ... 60 seg.	1 conmutado	**NMRDVT-60AU**	124925
			50 seg ... 600 seg	1 conmutado	**NMRDVT-600AU**	124926
A la desconexión por contacto	Directa	24-240V c.a./c.c.	0,06 seg ... 6000	1 conmutado	**NMTDV**	124927
Intermitente simétrico	Directa	24-240V c.a./c.c.	0,6 seg ... 6000 min.	1 conmutado	**NMIFV**	124928
Intermitente asimétrico inicio por conexión o pausa (seleccionable)	Directa	24-240V c.a./c.c.	0,6 seg ... 6000 min.	1 conmutado	**NMIVV**	124929
Multifunción	Directa	24-240V c.a./c.c.	0,06 seg ... 6000 min.	1 conmutado	**NMMFV**	124930
	Con transformador	110/125V	0,06 seg ... 6000	1 conmutado	**NMMFVT2AJ***	124931
		200/240V	0,06 seg ... 6000	1 conmutado	**NMMFVT2AM***	124932
		380/440V	0,06 seg ... 6000	1 conmutado	**NMMFVT2AU***	124933

* = 45mm de ancho

GE imagination at work

GE POWER CONTROLS IBÉRICA, S.L.
Marqués de Comillas, 1
08225 TERRASSA (Barcelona)
España

Tel. 937 365 700
Fax 937 887 740
E-mail: gepcib.terr@gepc.ge.com

Ref CK06/05 10.06.07/01
© Copyright GE Power Protection 2005



Codificación para Contactores y Contactores auxiliares Modelo M

M	C	1	A	3	1 0	A	T	◆
Modelo	Tamaño	Ejecución	Polos	Contactos auxiliares	Versión	Tipo de borne	Tensión bobina
MC	0 = 2.2 kW (AC3, 380/400V) 1 = 4 kW (AC3, 380/400V) 2 = 5.5 kW (AC3, 380/400V) R = Contactor auxiliares	A = CA C = CC	3 = 3P 4 = 4P 4NO A = 4P, 4NC B = 4P, 2NO + 2NC 0 = Contacto aux.	10 = 1NO 01 = 1NC 11 = 1NO+1NC 00 = Sin .. 40 = 4NO 31 = 3NO+1NC ..		T = Tornillo F = Faston 2x2,8 H = Faston 1x6,3 I = Circuito impreso R = Poro terminal circular	Ver tabla al final de la página

① Contactor / Contactor auxiliar
② Bloque de contactos auxiliares de montaje lateral
③ Bloque de contactos auxiliares de montaje frontal
④ Bloque antiparasitario
⑤ Bloque temporizador electrónico
⑥ Relé térmico



Codificación para Contactores y Contactores auxiliares Modelo CL

C	L	0 0	A	3	1 0	R	◆
Modelo	Tamaño	Ejecución	Polos	Contactos auxiliares	Tipo de borne	Tensión bobina
CL	00 = 4 kW 01 = 5.5 kW 02 = 7.5 kW .. (AC3, 380/400V)	A = CA D = CC E = CA+CC	3 = 3P 4 = 4P, 4NO B = 4P, 2NO+2NC	10 = 1NO 01 = 1NC 11 = 1NO+1NC 00 = Sin ..	T = Tornillo (CL00 → CL25) M = Mordaza (CL03 → CL10) R = Poro terminal circular (CL00 → CL02)	Ver tabla al final de la página

① Contactor / Contactor auxiliar
② Bloque de contactos auxiliares de montaje lateral
③ Enclavamiento mecánico
④ Bloque de contactos auxiliares de montaje frontal
⑤ Bloque temporizador electrónico
⑥ Bloque antiparasitario
⑦ Bloque retención mecánica
⑧ Bloque temporizador neumático
⑨ Relé térmico

Tensión Bobina (V)

Minicontactor – MC

Monofrecuencia	N	U				
50Hz	220 240	380 400				
60Hz	240 277	440				
Bifrecuencia	1	9	3	6	13	
50/60Hz	24	48	110 115	230	400	
Rango NORMAL	B	D	G	J	N	
-20%, +10%	12	24	48	110	220	
AMPLIO Rango	WD	WG	WJ	WN		
-30%, +30%	24	48	110	220		

Corriente Alterna
Corriente Continua
Módulo Electrónico (CA/CC)
Para otros tensiones, consultar

Contactor – CL

Monofrecuencia	N	U				
50Hz	220 230	380/400				
60Hz	277	480				
Bifrecuencia	1	9	3	6	13	
50/60Hz	24	48	110 115	230	400	
Rango NORMAL	B	D	G	J	N	
-20%, +10%	12	24	48	110	220	
AMPLIO Rango	WD	WG	WJ	WN		
-30%, +30%	24	48	110	220		
Rango NORMAL	D	F	J	N		
-20%, +10%	24 28	42 48	110 125	220 250		
AMPLIO Rango	WD	WF	WJ	WN		
-30%, +30%	24	48	110	220		

Contactor – CK (CK07 ... CK12)

Monofrecuencia	D	G	J	N	U
50Hz	24	48	110	220 230	380 400
60Hz				277	480
Bifrecuencia	1	2	3	6	13
50/60Hz	24	48	110	230	400
Rango NORMAL	D	G	J	N	
-20%, +10%	24 28	42 48	110 127	220 250	380 415
AMPLIO Rango	WD	WF	WJ	WN	
-30%, +30%	24	48	110	220	

Contactor – CK (CK13...)

Módulo	1	2	3	6	13
	24	48	110	230	400

Características técnicas

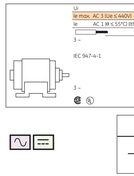

		AC1	AC1	AC1	AC1	AC1	AC1	AC1	AC1	AC1	AC1	AC1	AC1	AC1	AC1	AC1	AC1	AC1	AC1	AC1	AC1	AC1	AC1	AC1	AC1	AC1	AC1	AC1	AC1	AC1	AC1	AC1	AC1	AC1	AC1	AC1	AC1	AC1	AC1	AC1	AC1	AC1	AC1	AC1	AC1	AC1	AC1	AC1	AC1	AC1	AC1	AC1	AC1	AC1
Ui		750		750		750		750		1000		1000		1000		1000		1000		1000		1000		1000		1000		1000		1000		1000		1000		1000		1000		1000		1000		1000		1000		1000		1000		1000		1000	
Ie max. AC 3 (Ue ≤ 440V)	A	6		9		12				9		12		18		25		25		32		40		40		50		65		80																											
Ie	A	20		20		20				25		25		32		45		45		60		60		90		90		110		120		140		140		200		200		250		325		315		315		400		500		630		800		1250	
3 ~	mm²	2 x 2.5		2 x 2.5		2 x 2.5				2 x 6		2 x 6		2 x 6		2 x 16		2 x 16		2 x 16		2 x 16		1x50/1x35+1x16		1x50 / 1x35+1x16		1x50 / 1x35+1x16		1x70 / 2x35		1x70 / 2x35		1 x 95		1 x 120		1 x 120		1 x 185		1 x 240		2 x 185		2 x 185		2 x 240		2 x 300		30 x 5		30 x 5		30 x 8		60 x 10	
IEC 947-4-1	max. 220 / 230V	kW	1.5	7.5	3	7.5	3	7.5	4	9.5	4	12	7.5	17	7.5	17	9	22.5	11	22.5	12	29	16	39.5	18.5	39.5	–	55	22	55	30	72.5	37	72.5	45	92	55	92	–	76	45	90	55	90	–	114	75	114	–	152	90	170	–	191	125	228	160	266	220	381	250	476
	380/ 400V	kW	2.2	13	4	13	5.5	13	5.5	15	5.5	18.5	7.5	22	11	29	12	29	16	39.5	18.5	39.5	22	43	22	43	–	55	22	55	30	72.5	37	72.5	45	92	55	92	–	101	55	101	55	101	–	114	75	114	–	152	90	170	–	191	220	395	280	460	375	658	450	822
	415 / 440V	kW	2.2	15	4	15	5.5	15	5.5	15	7.5	18.5	7.5	18	7.5	21	11	32	15	39	18.5	43	22	43	22	43	–	57	25	57	37	79	45	79	50	100	55	100	–	101	55	101	55	101	–	121	65	121	–	173	100	200	110	200	230	431	315	503	400	719	450	898
	500V	kW	3	17	4	17	5.5	17	5.5	22	5.5	22	7.5	22	11	32	15	39	18.5	52	25	52	25	52	25	52	–	69	30	69	40	95	45	95	55	121	65	121	–	143	80	180	100	180	–	221	125	221	–	259	160	259	160	259	300	519	400	606	480	866	500	1082
	660 / 690V	kW	3	22.5	4	22.5	5.5	22	5.5	22							15	51	18.5	68.5	30	68.5	30	68.5	30	68.5	–	95	35	95	45	125	45	125	55	160	65	160	–	228	100	270	132	270	–	321	160	321	–	457	250	537	–	572	375	686	450	800	500	1143	550	1428
	1000V	kW	–	–	–	–	–	–	–	–	–	–	–	–	–	–	–	–	–	–	–	–	–	–	–	–	–	–	–	–	–	–	–	–	–	–	–	–	–	–	–	–	–	–	–	–	–	–	–	–	–	–	–	–	–	–
	230V	HP	1.5		3		–		–								3		3		5		7.5		7.5		10		10		15		15		20		25		30		40		50		60		75		75		75		100		100		150		200		250		450	
	460V	HP	3		5		–										5		7.5		10		15		15		15		15		20		20		25		30		40		50		60		75		100		125		125		150		200		250		500	
	575V	HP	3		5		–										5		7.5		10		15		15		15		15		20		25		25		30		40		50		60		75		125		125		150		150		150		300		400		500	

	Contactos auxiliares	M		CL				CK											
3P		MC0 A310AT◆ MC0 A310AT◆ MC0 C310AT◆ MC0 C310AT◆	MC1 A310AT◆ MC1 A310AT◆ MC1 C310AT◆ MC1 C310AT◆	MC2 A310AT◆ MC2 A310AT◆ MC2 C310AT◆ MC2 C310AT◆	CL00 A300T◆ CL00 A310T◆ CL00 A301T◆ CL00 D310T◆ CL00 D301T◆	CL01 A300T◆ CL01 A310T◆ CL01 A301T◆ CL01 D310T◆ CL01 D301T◆	CL02 A300T◆ CL02 A310T◆ CL02 A301T◆ CL02 D310T◆ CL02 D301T◆	CL25 A300T◆ CL25 A310T◆ CL25 A301T◆ CL25 D300T◆	CL03 A300M◆ CL03 A310M◆ CL03 A301M◆ CL03 D310M◆ CL03 D301M◆	CL04 A300M◆ CL04 A310M◆ CL04 A301M◆ CL04 D310M◆ CL04 D301M◆	CL45 A300M◆ CL45 A311M◆ CL45 D300M◆	CL06 A300M◆ CL06 A311M◆ CL06 E300M◆	CL07 A300M◆ CL07 A311M◆ CL07 E300M◆	CL08 A300M◆ CL08 A311M◆ CL08 E300M◆	CL09 A300M◆ CL09 A311M◆ CL09 E300M◆	CL10 A300M◆ CL10 A311M◆ CL10 E300M◆	CK75C A311◆ CK75C E311◆	CK08C A311◆ CK08C E311◆	CK85B A311◆ CK85B E311◆	CK09B E311◆ CK09B E311◆	CK95B E311◆ CK95B E311◆	CK10C E311◆ CK10C E311◆	CK11C E311◆ CK11C E311◆	CK12B E311◆ CK12B E311◆	CK13B A311◆ CK13B E311◆
4P		MC0 A400AT◆ MC0 C400AT◆ MC0 A800AT◆ MC0 C800AT◆	MC1 A400AT◆ MC1 C400AT◆ MC1 A800AT◆ MC1 C800AT◆	MC2 A400AT◆ MC2 C400AT◆ MC2 A800AT◆ MC2 C800AT◆	CL01 A400T◆ CL01 D400T◆ CL01 A800T◆ CL01 D800T◆	CL02 A400T◆ CL02 D400T◆ CL02 A800T◆ CL02 D800T◆		CL03 A400M◆ CL03 D400M◆ CL03 A800M◆ CL03 D800M◆	CL04 A400M◆ CL04 D400M◆ CL04 A800M◆ CL04 D800M◆		CL05 A400M◆ CL05 E400M◆ CL05 A800M◆ CL05 E800M◆	CL07 A400M◆ CL07 E400M◆ CL07 A800M◆ CL07 E800M◆	CL08 A400M◆ CL08 A800M◆ CL08 E800M◆	CL09 A400M◆ CL09 E400M◆		CK07B A411◆ CK07B E411◆		CK08B A411◆ CK08B E411◆	CK09B E411◆ CK09B E411◆	CK95B E411◆ CK95B E411◆	CK10C E411◆ CK10C E411◆	CK11C E411◆ CK11C E411◆	CK12B E411◆ CK12B E411◆	CK13B A411◆ CK13B E411◆
Bobinas		MBO A◆ MBO C◆			LB1 A◆ LB1 D◆			LB3 A◆ LB3 D◆			LB4 A◆ LB4 D◆ (Bobino = Módulo electrónico.)				C.0A255◆ CK75CA1 → CK09BA3, CK07BAA C.0A767◆ CK10B8A3, CK09BAA			KB5E◆ = KM5E ◆ , CK75CE3, CK85BE3, CK09BE3, CK95BE3, CK07BE4 KB6E◆ = KM6E◆ , CK08BE4, CK09BE4, CK95BE4			KB... = Bobino KM... = Módulo electrónico																		