






Auxiliary contact blocks

| Instantaneous | | Number of contacts | Contacts | | | | Type | Time | Cat. no. | Ref. no. | Pack |
|--|------------------|---|-----------|-----------|-----------|-----------|-----------|---------------|----------|----------|------|
| | | | •3 •4 | •1 •2 | •7 •8 | •5 •6 | | | | | |
|  | Frontal mounting | Terminal: screw | | | | | | | | | |
| | | 1 | 1 | 0 | 0 | 0 | | | BCLF10 | 104700 | 10 |
| | | 1 | 0 | 1 | 0 | 0 | | | BCLF01 | 104701 | 10 |
| | | 1 | 0 | 0 | 1 | 0 | | | BCLF10G | 104702 | 10 |
| | | 1 | 0 | 0 | 0 | 1 | | | BCLF01G | 104703 | 10 |
| | | Terminal: ring terminal | | | | | | | | | |
| 1 | 1 | 0 | 0 | 0 | | | BCRF10 | 108901 | 10 | | |
| 1 | 0 | 1 | 0 | 0 | | | BCRF01 | 108902 | 10 | | |
|  | Side mounting | Terminal: screw | | | | | | | | | |
| | | 2 | 2 | 0 | 0 | 0 | | | BCLL20 | 104706 | 10 |
| | | 2 | 1 | 1 | 0 | 0 | | | BCLL11 | 104707 | 10 |
| | | For combinations of more than 4 front-mounted and 2 side-mounted auxiliary contact blocks | | | | | | | | | |
| | | 2 | 2 | 0 | 0 | 0 | | | BRLL20 | 104704 | 10 |
| | | 2 | 1 | 1 | 0 | 0 | | | BRLL11 | 104705 | 10 |
| 2 | 0 | 2 | 0 | 0 | | | BRLL02 | 106622 | 10 | | |
| Pneumatic timer | | | | | | | | | | | |
|  | Front mounting | Terminal: screw | | | | | | | | | |
| | | 2 | 0 | 0 | 1 | 1 | Delay ON | 0.1 - 30 sec. | BTLF30C | 104709 | 10 |
| | | 2 | 0 | 0 | 1 | 1 | Delay ON | 1 - 60 sec. | BTLF60C | 104710 | 10 |
| | | 2 | 0 | 0 | 1 | 1 | Delay OFF | 0.1 - 30 sec. | BTLF30D | 104711 | 10 |
| | | 2 | 0 | 0 | 1 | 1 | Delay OFF | 1 - 60 sec. | BTLF60D | 104712 | 10 |
| | | Terminal: ring terminal | | | | | | | | | |
| | | 2 | 0 | 0 | 1 | 1 | Delay ON | 0.1 - 30 sec. | BTRF30C | 108903 | 10 |
| | | 2 | 0 | 0 | 1 | 1 | Delay ON | 1 - 60 sec. | BTRF60C | 108904 | 10 |
| | | 2 | 0 | 0 | 1 | 1 | Delay OFF | 0.1 - 30 sec. | BTRF30D | 108905 | 10 |
| | | 2 | 0 | 0 | 1 | 1 | Delay OFF | 1 - 60 sec. | BTRF60D | 108906 | 10 |
| Seaking cover protection for pneumatic timer | | | | | | | | BTLFX | 113001 | 5 | |

Accessories

| | | Number of contacts | Contacts | | | | For use with: | Cat. no. ⁽¹⁾ | Ref. no. | Pack |
|---|-------------------------|----------------------------------|-----------|-----------|--------------------|--------------------|-------------------------|-------------------------|----------|------------|
| | | | •3 •4 | •1 •2 | •7 •8 | •5 •6 | | | | |
|  | Interlock | Mechanical | | | | | | | | |
| | | - | - | - | - | - | CL00 ... CL10 | BELA | 104723 | 5 |
| | | Mech./ electrical | | | | | | | | |
| | | 2 | 0 | 2 | - | - | CL00 ... CL10 | BELA02 | 104724 | 5 |
| Support interlock | | | | | | | | | | |
| Only for direct current contactors | | | | | | CL00D...CL10D | SBELA | 101017 | 5 | |
|  | Mechanical latch blocks | Frontal mounted to the contactor | | | | | | | | |
| | | | | | | | | CL00 ... CL10 | RMLF ♦ | see bottom |
| | | ♦ | D | G | HC | J | N | U | Y | |
| 50Hz | | 24, 32 | 42, 48 | | 110, 115, 120, 127 | 220, 230, 240 | 380, 400, 415, 440, 480 | 500, 660/690 | | |
| 60Hz | | 24, 32 | 48, 60 | | 110, 115, 120, 127 | 208, 220, 240, 277 | 380, 400, 415, 440, 480 | 600 | | |
| DC | | 24, 32, 36 | 42, 48 | 60, 72 | 110, 120, 125 | 220, 230, 240, 250 | 440 | | | |

1) To complete the catalogue number, replace the symbol ♦ by the code corresponding to the voltage and frequency of the control circuit (see A.52).

For reference numbers, see chapter X, pg. X.4

