

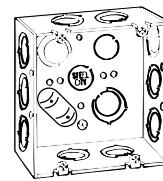
Square Boxes and Accessories

4¹/₁₆" Square Boxes

CAT. NO.	DEPTH (IN.)	CU. IN. CAPACITY	EA. SIDE CONDUIT	EA. END CONDUIT	BOTTOM CONDUIT	STD. CTN.
With Conduit KOs						
72151-1/2 & 3/4-E*	1½	29.5	3-½", ¾- ³³ / ₆₄ "	2-½", ¾- ³³ / ₆₄ "	2-½", ¾"-E, 4-½"	20
72171-1/2 & 3/4-E*	2½	42.0	3-½" & ¾"-E	3-½" & ¾"-E	2-½", ¾"-E, 3-½"	20
72171 1	2½	42.0	*2-1"	2-1"	3-½", 2-¾"	20
72171 3/4 1*	2½	42.0	1-¾", 1-1"	1-¾", 1-1"	3-½", 3-¾", 2-1"	20
72171 1 1/4*	2½	42.0	2-1¼"	1-1¼"	3-½", 2-¾"	20
72171CV 1/2 3/4*	2½	42.0	2-½", 1-¾"	2-½", 1-¾"	3-½", 2-¾"	25
72151 MS 1/2 3/4*	2½	42.0	3-½", ¾- ³³ / ₆₄ "	3-½", ¾- ³³ / ₆₄ "	2-½", ¾- ³³ / ₆₄ ", 3-½"	20
72151 MS 1/2 3/4	2½	42.0	3-½", ¾- ³³ / ₆₄ "	2-½", ¾- ³³ / ₆₄ "	2-½", 2-¾- ³³ / ₆₄ ", 4-½"	25
72171 MS 1/2 3/4*	2½	42.0	3-½", ¾- ³³ / ₆₄ "	3-½", ¾- ³³ / ₆₄ "	2-½", ¾- ³³ / ₆₄ ", 3-½"	25
72151MSX	2½	42.0	3-½", ¾- ³³ / ₆₄ "	2-½", ¾- ³³ / ₆₄ "	2-½", 2-¾- ³³ / ₆₄ ", 4-½"	25
72151MSXP	2½	42.0	3-½", ¾- ³³ / ₆₄ "	2-½", ¾- ³³ / ₆₄ "	2-½", 2-¾- ³³ / ₆₄ ", 4-½"	25
72151MSP	2½	42.0	3-½", ¾- ³³ / ₆₄ "	3-½", ¾- ³³ / ₆₄ "	3-½", 2-½", ¾- ³³ / ₆₄ "	25
72171MSX	2½	42.0	3-½", ¾- ³³ / ₆₄ "	3-½", ¾- ³³ / ₆₄ "	3-½", 2-½", ¾- ³³ / ₆₄ "	25
72171MSXP	2½	42.0	3-½", ¾- ³³ / ₆₄ "	3-½", ¾- ³³ / ₆₄ "	3-½", 2-½", ¾- ³³ / ₆₄ "	25




72171 MS ½ & ¾
MS bracket for 1½", 2½", 3½", 4" metal studs



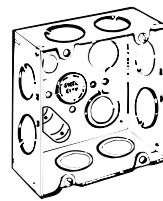
72151-1/2 & 3/4-E



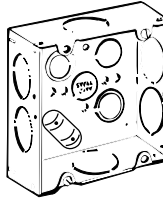
72171-1/2 & 3/4-E



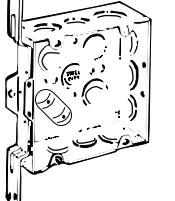
72171 1



72171 3/4 1



72171 1 1/4

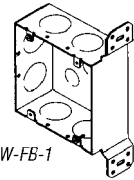


72171CV 1/2 & 3/4

* Per UL 514-A, suitable for use without a bonding jumper in circuits above or below 250 volts.

4¹/₁₆" Square Boxes


CAT. NO.	DEPTH (IN.)	CU. IN. CAPACITY	DESCRIPTION	CONSTRUCTION TYPE	STD. CTN.
5-SDW-FB-1	2½	42.0	Two 1" KOs in each of three sides, flat bracket on other side and three ½" KOs in a line in bottom with two ¾" KOs at opposite ends in bottom. Four tapped ears*	Welded	25



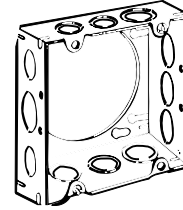
5-SDW-FB-1

4¹/₁₆" Square Box Extension Rings

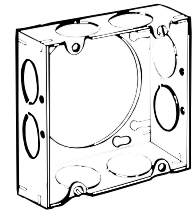
CAT. NO.	DEPTH (IN.)	CU. IN. CAPACITY	KNOCKOUT (IN.)		STD. CTN.
			EA. SIDE CONDUIT	EA. END CONDUIT	
With Conduit KOs					
73151 1/2 3/4*	1½	29.5	2-½", 1¼"	2-½", 1¼"	20
73171 1/2 3/4*	2½	42.0	2-½", 1¼"	2-½", 1¼"	20
73171 1	2½	42.0	2-1"	2-1"	20



73151 1/2 & 3/4



73171 1/2 & 3/4



73171 1

4¹/₁₆" Square Covers

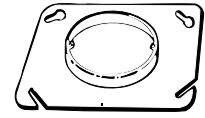
CAT. NO.	CU. IN. CAPACITY	RAISED (IN.)	DESCRIPTION	STD. CTN.
72 C 1	—	—	Flat blank	50
72 C 6	—	—	Flat with ½" KO	25
72 C 3	3.5	¾	Center blanked with tapped ears	10
72-C-3-1/2	3.0	½	Center blanked with tapped ears on 2 ³ / ₃₂ " centers	25
72-C-3-3/4	4.3	¾		10
72-C-3-1	5.8	1		25



72 C 1



72 C 6



72 C 3