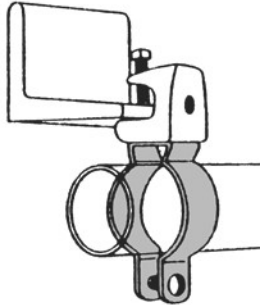




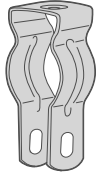
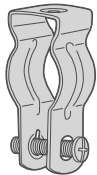
Beam and Purlin clamps

6H series conduit and pipe hangers



- Accommodates 1/2" through 4" EMT or rigid conduit
- Can be used for either vertical or horizontal installation
- 6HTB Series have a built-in nut so there are less parts to handle or drop
- Installs easily with a screwdriver

6H series conduit and pipe hangers

	With bolt		Without bolt		EMT (in)	Rigid conduit or pipe (in)	STD CTN
	Cat. no.	Fig no.	Cat. no.	Fig no.			
Fig. 1 	6H0 B	1	6H0	2	1/2	3/8-1/2	100
	6H0 TB	3	6H0	4	1/2	3/8-1/2	100
	6H1 B	1	6H1	2	3/4	3/4	100
	6H1-TB	3	6H1	4	3/4	3/4	100
	6H2-B	1	6H2	2	1	1	100
	6H2-TB	4				1	1
Fig. 2 	6H2 1/2-B	1	6H2 1/2	2	1 1/4	—	100
	6H2 1/2-TB	4			1 1/4	—	100
	6H3-B	1	6H3-SC	2	1 1/2	1 1/4	100
	6H3-TB	4			1 1/2	1 1/4	100
	6H4-B	1	6H4	2	—	1 1/2	100
	6H4-TB	4			—	1 1/2	100
	6H5-B	1	6H5	2	2	2	100
	6H5-TB	4			2	2	100
	6H6-B	1	6H6	2	2 1/2	2 1/2	100
	6H7-B	1	6H7	2	3	3	100
Fig. 3 	6H8-B	1	6H8	2	3 1/2	3 1/2	100
	6H9-B	1	6H9	2	4	4	100
Fig. 4 							

Add SS suffix to part number for stainless steel.

Load rating is 500 lbs. with a safety factor of 3. Available with or without closure bolt.

Standard finishes: Electro-Galvanized and Type 304 Stainless Steel.