



Figure similar

CIRCUIT BREAKER 3VT1 STANDARD BREAKING CAPACITY ICU=25KA, 415V AC 3-POLE, SYSTEM PROTECTION ELECTRONIC TRIP UNIT TM, LI IN= 20A RATED CURRENT IR= 16... 20A OVERLOAD PROT. II= 200... 300A, SHORT-CIRCUIT PROTECTION W/O AUXILIARY TRIP UNIT W/O AUXILIARY/ALARM SWITCH WITHOUT AUXILIARY RELEASE WITHOUT AUXILIARY/ALARM SWITCH

Model		
product brand name		SENTRON
Product designation		3VT1_5 molded case circuit breakers
Design of the operating mechanism		toggle handle
Type of the driving mechanism / motor drive		No
Design of the overcurrent release		TM
General technical data		
Number of poles		3
Size of the circuit-breaker		3VT1
Electrical endurance (switching cycles) / typical		6 000
Usage category		A
Performance class for circuit breaker		N
Mechanical service life (switching cycles) / typical		20 000
Operating frequency / maximum	1/h	120
Voltage		
Insulation voltage / Rated value	V	690
Surge voltage resistance / Rated value	kV	8
Protection class		
Protection class IP		IP40
Protective function of the overcurrent release		LI
Dissipation		
Active power loss		
• maximum	W	4

Electricity		
Continuous current / Rated value	A	20
Derating temperature / for the rated value of the continuous current	°C	40
Adjustable response value current		
• of the current-dependent overload release / Full-scale value	A	20
• of the instantaneous short-circuit release / initial value	A	200
• of the instantaneous short-circuit release / Full-scale value	A	300
Main circuit		
Operating frequency		
• 1 / Rated value	Hz	50
• 2 / Rated value	Hz	60
Operating voltage		
• Rated value / maximum	V	690
• for main current circuit / with AC / at 50 Hz / maximum	V	690
• for main current circuit / with AC / at 60 Hz / maximum	V	690
• for main current circuit / for DC / maximum	V	250
Operating current		
• at 40 °C / Rated value	A	20
• at 50 °C / Rated value	A	19
Auxiliary circuit		
Number of CO contacts / for auxiliary contacts		0
Number of NC contacts / for auxiliary contacts		0
Number of NO contacts / for auxiliary contacts		0
Suitability		
Suitability for use		system protection
• Disconnecting means		Yes
Adjustable parameters		
Adjustable response value current / of the current-dependent overload release / initial value	A	16
Product details		
Product component		
• Trip indicator		No
• Auxiliary switch		No
• Voltage trigger		No
• undervoltage release		No

• undervoltage release with leading contact		No
Product expansion / optional / motor drive		Yes

Product function

Product function		
• of the thermal overload release		adjustable
• Ground fault protection		No
• for neutral conductors / Short-circuit and overload proof		No
• overload protection		Yes

Short circuit

Operational short-circuit current breaking capacity (Ics)		
• at 240 V / Rated value	kA	20
• at 415 V / Rated value	kA	13
• at 500 V / Rated value	kA	6
• at 690 V / Rated value	kA	3
Maximum short-circuit current breaking capacity (Icu)		
• at 240 V / Rated value	kA	40
• at 415 V / Rated value	kA	25
• at 500 V / Rated value	kA	12
• at 690 V / Rated value	kA	6
Short-circuit current making capacity (Icm)		
• at 415 V / Rated value	kA	52

Connections

Arrangement of electrical connectors / for main current circuit		front side
Type of electrical connection / for main current circuit		box terminals

Mechanical Design

Height	mm	130
Width	mm	75
Depth	mm	80
mounting position		with vertical mounting surface +/-180° rotatable, with vertical mounting surface +/- 30° tiltable to the front and back
Mounting type		fixed mounting





Environmental conditions

Ambient temperature		
• during operation / minimum	°C	-40
• during operation / maximum	°C	55
• during storage / minimum	°C	-40
• during storage / maximum	°C	55

Certificates

Equipment marking / acc. to DIN EN 61346-2

Q

General Product Approval	Declaration of Conformity	Test Certificates	other		
 CCC	 GOST	 EAC	 EG-Konf.	Type Test Certificates/Test Report	other

other

[Environmental Confirmations](#)

Further information

Information- and Downloadcenter (Catalogs, Brochures,...)

<http://www.siemens.com/lowvoltage/catalogs>

Industry Mall (Online ordering system)

<https://eb.automation.siemens.com/mall/en/WW/Catalog/Product/3VT17022DC360AA0>

Service&Support (Manuals, Certificates, Characteristics, FAQs,...)

<http://support.automation.siemens.com/WW/view/en/3VT17022DC360AA0/all>

Image database (product images, 2D dimension drawings, 3D models, device circuit diagrams, ...)

http://www.automation.siemens.com/bilddb/cax_en.aspx?mlfb=3VT17022DC360AA0

CAX-Online-Generator

<http://www.siemens.com/cax>

Tender specifications

<http://ausschreibungstexte.siemens.com/tiplv>

last modified:

11.03.2015