

CIRCUIT-BREAKER N-RELEASE 208 A, SIZE S0, STARTER PROTECTION, 50 KA SCREW CONNECTION STANDARD BREAKING CAPACITY



Figure similar

Product brand name	SIRIUS
Product designation	circuit breaker
Design of the product	for starter combinations

General technical data	
Product extension	
• Auxiliary switch	Yes
Power loss [W] total typical	7 W
Surge voltage resistance rated value	6 000 V
Protection class IP	
• on the front	IP20
Shock resistance	25g / 11 ms
Mechanical service life (switching cycles)	
• of the main contacts typical	100 000
Continuous current rated value	16 A

Ambient conditions	
Installation altitude at height above sea level	
• maximum	2 000 m

Ambient temperature	
<ul style="list-style-type: none"> during operation during storage during transport 	<p>-20 ... +60 °C</p> <p>-50 ... +80 °C</p> <p>-50 ... +80 °C</p>

Main circuit

Number of poles for main current circuit	3
Operating voltage	
<ul style="list-style-type: none"> rated value at AC-3 rated value maximum 	<p>690 V</p> <p>690 V</p>
Operating current	
<ul style="list-style-type: none"> at AC-3 <ul style="list-style-type: none"> — at 400 V rated value 	<p>16 A</p>
Operating power	
<ul style="list-style-type: none"> at AC-3 <ul style="list-style-type: none"> — at 400 V rated value 	<p>7.5 kW</p>
Operating frequency	
<ul style="list-style-type: none"> at AC-3 maximum 	<p>15 1/h</p>

Auxiliary circuit

Number of CO contacts	
<ul style="list-style-type: none"> for auxiliary contacts 	<p>0</p>

Protective and monitoring functions

Product function	
<ul style="list-style-type: none"> Ground fault detection Phase failure detection 	<p>No</p> <p>No</p>
Maximum short-circuit current breaking capacity (Icu)	
<ul style="list-style-type: none"> at AC at 240 V rated value at AC at 400 V rated value at AC at 500 V rated value at AC at 690 V rated value 	<p>100 kA</p> <p>50 kA</p> <p>10 kA</p> <p>4 kA</p>

Short-circuit protection

Design of the overcurrent release and short-circuit release	magnetic
--------------------------------------------------------------------	----------

Installation/ mounting/ dimensions






Mounting position	any
Mounting type	screw and snap-on mounting onto 35 mm standard mounting rail according to DIN EN 50022
Height	97 mm
Width	45 mm
Depth	96 mm
Required spacing	





- with side-by-side mounting
 - Backwards 0 mm
 - at the side 0 mm

Connections/Terminals

Product function	No
<ul style="list-style-type: none"> • removable terminal for auxiliary and control circuit 	
Type of electrical connection	
<ul style="list-style-type: none"> • for main current circuit • for auxiliary and control current circuit 	screw-type terminals screw-type terminals
Arrangement of electrical connectors for main current circuit	front side
Type of connectable conductor cross-sections	
<ul style="list-style-type: none"> • for main contacts <ul style="list-style-type: none"> — solid — stranded — finely stranded with core end processing • at AWG conductors for main contacts 	2x (1 ... 2.5 mm ²), 2x (2.5 ... 6 mm ²) 2x (1 ... 2.5 mm ²), 2x (2.5 ... 6 mm ²) 2x (1 ... 2.5 mm ²), 2x (2.5 ... 6 mm ²) 2x (14 ... 10)

Certificates/approvals

General Product Approval	Declaration of Conformity	Test Certificates	Marine / Shipping
 CSA	 UL	 EAC	 EG-Konf.
		Special Test Certificate	 ABS

Marine / Shipping	other
 BUREAU VERITAS	 RMRS
 TYPE-APPROVED PRODUCT DNV-GL DNVGL.COM/AF	Confirmation
	Miscellaneous
	 VDE

Further information

Information- and Downloadcenter (Catalogs, Brochures,...)

<http://www.siemens.com/industrial-controls/catalogs>

Industry Mall (Online ordering system)

<https://mall.industry.siemens.com/mall/en/en/Catalog/product?mlfb=3RV1321-4AC10>

Cax online generator

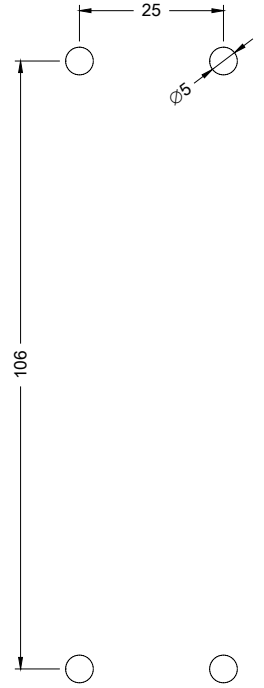
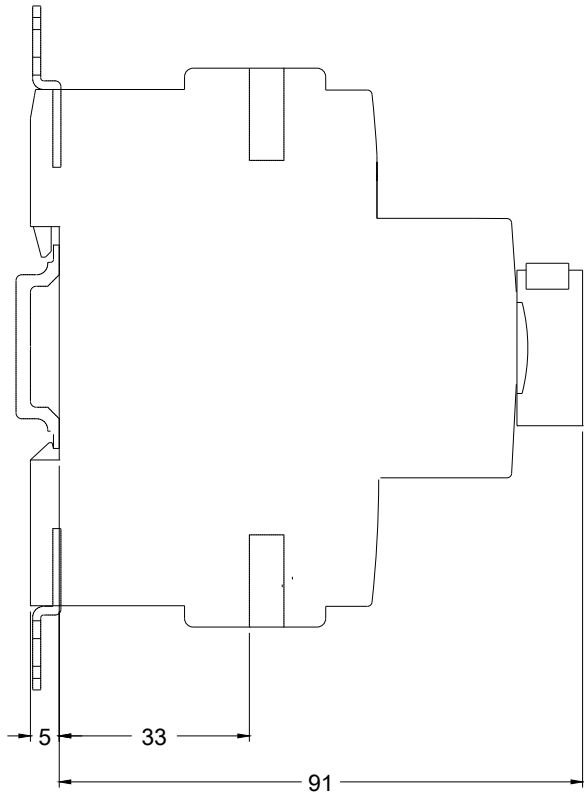
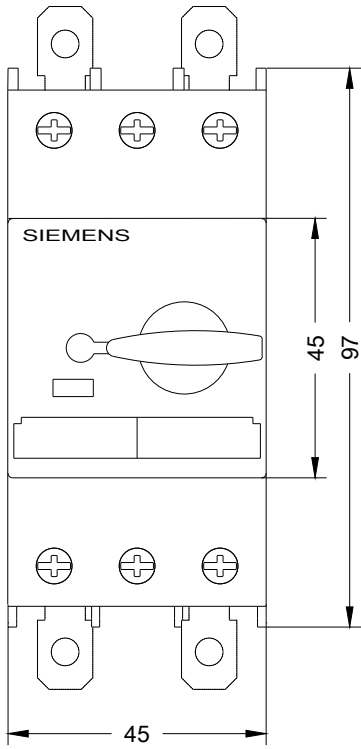
<http://support.automation.siemens.com/WW/CAXorder/default.aspx?lang=en&mlfb=3RV1321-4AC10>

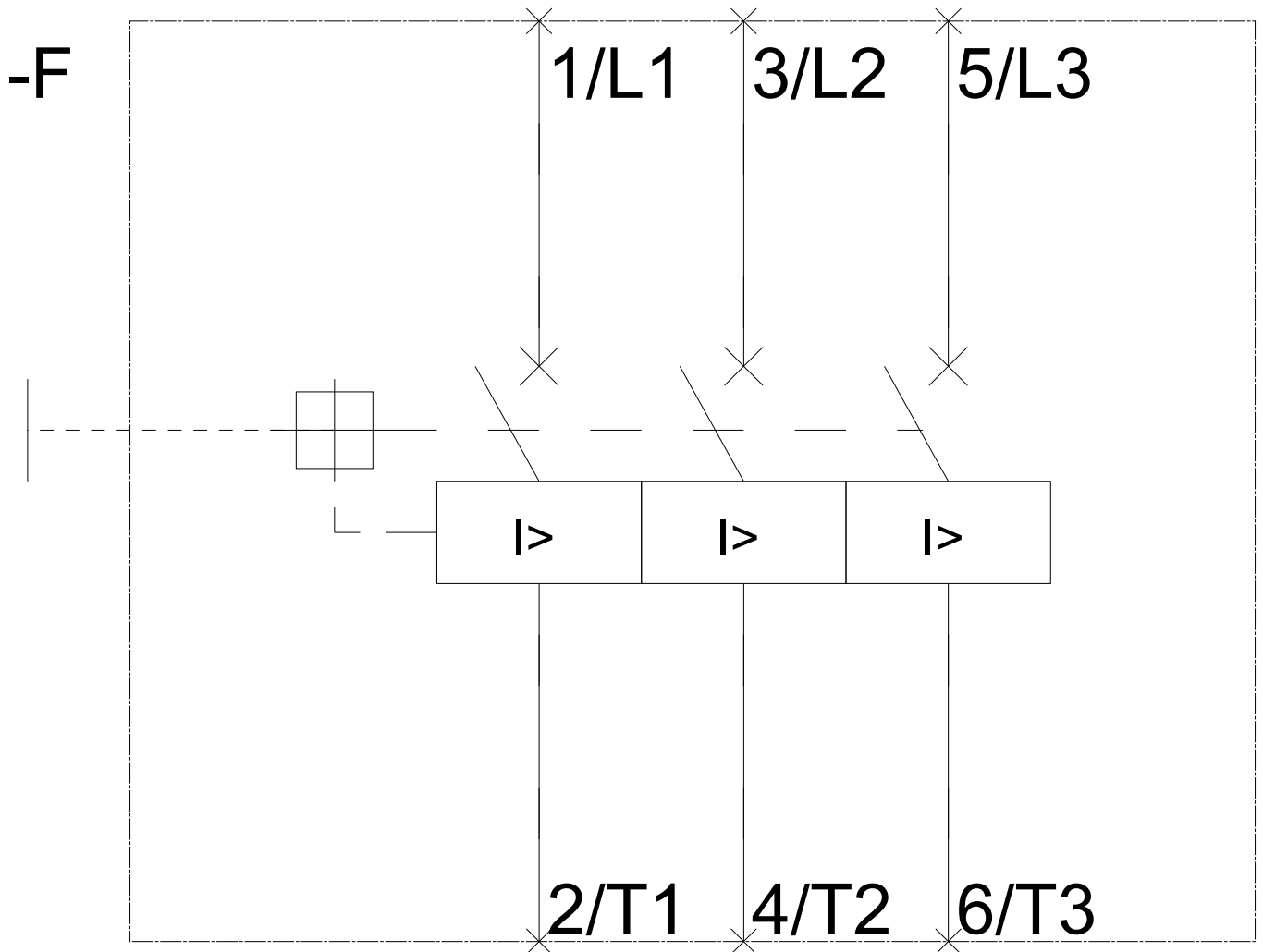
Service&Support (Manuals, Certificates, Characteristics, FAQs,...)

<https://support.industry.siemens.com/cs/ww/en/ps/3RV1321-4AC10>

Image database (product images, 2D dimension drawings, 3D models, device circuit diagrams, EPLAN macros, ...)

http://www.automation.siemens.com/bilddb/cax_de.aspx?mlfb=3RV1321-4AC10&lang=en





last modified:

10/13/2017