

CIRCUIT-BREAKER SIZE S0, FOR MOTOR PROTECTION, CLASS 10, A-REL. 11...16A, N-REL. 208A, SCREW TERMINAL, STANDARD SWITCHING CAPACITY



Figure similar

product brand name	SIRIUS
Product designation	circuit breaker
Design of the product	for motor protection

#### General technical data:

<b>Product extension</b>	
• Auxiliary switch	Yes
<b>Power loss [W] total typical</b>	7 W
<b>Surge voltage resistance rated value</b>	6 000 V
<b>Protection class IP</b>	
• on the front	IP20
<b>Shock resistance</b>	25g / 11 ms
<b>Mechanical service life (switching cycles)</b>	
• of the main contacts typical	100 000

#### Ambient conditions:

<b>Installation altitude at height above sea level maximum</b>	2 000 m
<b>Ambient temperature</b>	
• during operation	-20 ... +60 °C
• during storage	-50 ... +80 °C

- during transport

-50 ... +80 °C

#### Main circuit:

<b>Adjustable pick-up value current of the current-dependent overload release</b>	11 ... 16 A
<b>Operating voltage</b>	
• rated value	690 V
• at AC-3 rated value maximum	690 V
<b>Operating current</b>	
• at AC-3	
— at 400 V rated value	16 A
<b>Operating power</b>	
• at AC-3	
— at 400 V rated value	7.5 kW
<b>Operating frequency</b>	
• at AC-3 maximum	15 1/h

#### Auxiliary circuit:

<b>Number of CO contacts</b>	
• for auxiliary contacts	0

#### Protective and monitoring functions:

<b>Trip class</b>	Class 10
<b>Maximum short-circuit current breaking capacity (I<sub>cu</sub>)</b>	
• at AC at 240 V rated value	100 kA
• at AC at 400 V rated value	50 kA
• at AC at 500 V rated value	10 kA
• at AC at 690 V rated value	4 kA

#### Short-circuit protection

<b>Design of the overcurrent release and short-circuit release</b>	thermomagnetic
--	----------------

#### Installation/ mounting/ dimensions:

<b>Mounting position</b>	any
<b>Mounting type</b>	screw and snap-on mounting onto 35 mm standard mounting rail according to DIN EN 50022
<b>Height</b>	97 mm
<b>Width</b>	45 mm
<b>Depth</b>	96 mm
<b>Required spacing</b>	
• with side-by-side mounting	
— Backwards	0 mm
— at the side	0 mm




#### Connections/ Terminals:

<b>Product function</b>	No
<ul style="list-style-type: none"> <li>removable terminal for auxiliary and control circuit</li> </ul>	
<b>Type of electrical connection</b>	screw-type terminals
<ul style="list-style-type: none"> <li>for main current circuit</li> <li>for auxiliary and control current circuit</li> </ul>	screw-type terminals
<b>Arrangement of electrical connectors for main current circuit</b>	front side
<b>Type of connectable conductor cross-sections</b>	
<ul style="list-style-type: none"> <li>for main contacts <ul style="list-style-type: none"> <li>— solid</li> <li>— stranded</li> <li>— finely stranded with core end processing</li> </ul> </li> <li>at AWG conductors for main contacts</li> </ul>	2x (1 ... 2.5 mm <sup>2</sup> ), 2x (2.5 ... 6 mm <sup>2</sup> ) 2x (1 ... 2.5 mm <sup>2</sup> ), 2x (2.5 ... 6 mm <sup>2</sup> ) 2x (1 ... 2.5 mm <sup>2</sup> ), 2x (2.5 ... 6 mm <sup>2</sup> ) 2x (14 ... 10)

### Certificates/approvals

General Product Approval	For use in hazardous locations				
 CCC	 CSA	 UL	 EAC	 ATEX	 IECEX

Declaration of Conformity	Test Certificates	Shipping Approval			
 EG-Konf.	<a href="#">spezielle Prüfbescheinigung</a> n	 ABS	 BUREAU VERITAS	 DNV	 GL

Shipping Approval	other				
 LRS	 RMRS	<a href="#">Umweltbestätigung</a>	<a href="#">Bestätigungen</a>	<a href="#">sonstig</a>	 VDE

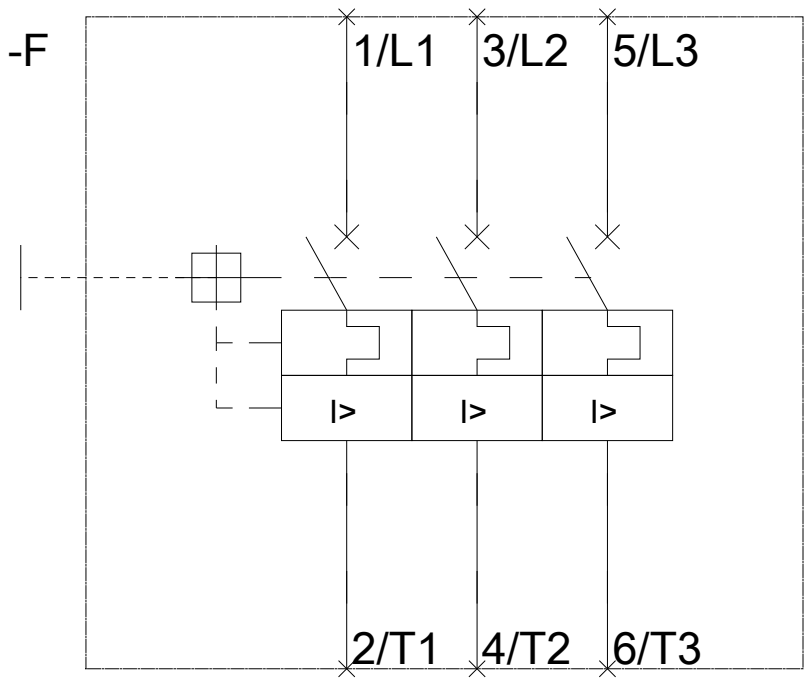
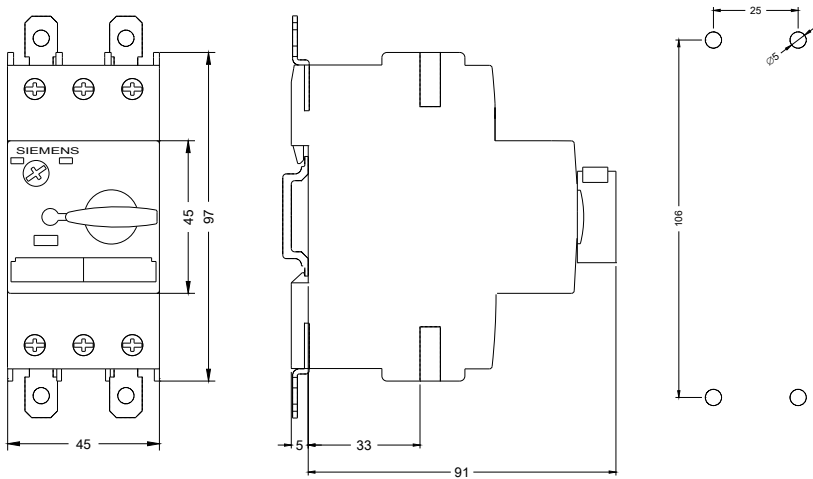
### Further information

**Information- and Downloadcenter (Catalogs, Brochures,...)**  
<http://www.siemens.com/industrial-controls/catalogs>

**Industry Mall (Online ordering system)**  
<https://mall.industry.siemens.com/mall/en/en/Catalog/product?mlfb=3RV10214AA10>

**Cax online generator**  
<http://support.automation.siemens.com/WW/CAXorder/default.aspx?lang=en&mlfb=3RV10214AA10>

**Service&Support (Manuals, Certificates, Characteristics, FAQs,...)**  
<https://support.industry.siemens.com/cs/ww/en/ps/3RV10214AA10>



last modified:

31.03.2016